



# VIBRANT NEO 2040

*Creating a more Vibrant, Resilient and Sustainable  
Northeast Ohio*

*Leveraged Match Status Update 11.19.13*



**NEO** Sustainable  
Communities  
Consortium

# What is Leveraged Match?

- Work on behalf or in support of NEOSCC that would not normally be undertaken as part of daily duties or activities
- Examples:
  - Board members' time at meetings, plus travel time & mileage
  - Consultant proposal review & selection processes
  - Staff time spent working on Workstreams & Product Groups
  - Scenario planning workshop volunteering
  - Meeting space
  - Printing

# Why is Leveraged Match Necessary?

- Local match (in-kind or leveraged resources) required to draw down federal funds: \$1.466 million\*
  - Originally minimum amount: \$1.998 million
- Part of our cooperative agreement with HUD
- Part of NEOSCC Consortium Agreements
  - Pledged match amount: \$3.048 million

\*Revised to \$1.466 million in August 2013 per HUD's request, removing 80% of MPO match

# Records Verification & Update

- November 5: Record of match reported sent to all Board members, who were asked to:
  - Carefully review information
  - Update any rate information or complete additional leveraged match tracking forms for staff members
  - Note any staff hours (one-off activities) for whom the general consortium rate should apply
  - Provide an approval and/or corrections by November 15

<u>Consortium Board Member</u>	<u>7/1/13-9/30/13</u>		<u>10/1/13-12/31/13</u>		<u>1/1/14-3/31/14</u>		<u>Cummulative Total</u>
<b>TOTAL HOURS</b>	0		0		0		0
<b>TOTAL DIRECT</b>	\$ -		\$ -		\$ -		\$ -
<b>TOTAL FRINGE</b>	\$ -		\$ -		\$ -		\$ -
<b>TOTAL INDIRECT</b>	\$ -		\$ -		\$ -		\$ -
<b>TOTAL MILEAGE CREDIT</b>	\$ -		\$ -		\$ -		\$ -
<b>TOTAL OTHER</b>	\$ -		\$ -		\$ -		\$ -
<b>TOTAL QUARTERLY AMOUNT</b>	\$ -		\$ -		\$ -		\$ -
Note: grey cells self-populate; enter only into white boxes							
Mileage Reimbursement	\$ 0.565		\$ 0.565		\$ -		
	Rate/Miles		Rate/Miles		Rate/Miles		
NAME							
total hours							0
direct	\$ -	\$ -	\$ -	\$ -	\$ -	\$ -	\$ -
fringe	\$ -	\$ -	\$ -	\$ -	\$ -	\$ -	\$ -
indirect	\$ -	\$ -	\$ -	\$ -	\$ -	\$ -	\$ -
mileage	0	\$ -	0	\$ -	0	\$ -	\$ -
other		\$ -		\$ -		\$ -	\$ -
total amount	\$ -		\$ -		\$ -		\$ -
NAME							
total hours							0
direct	\$ -	\$ -	\$ -	\$ -	\$ -	\$ -	\$ -
fringe	\$ -	\$ -	\$ -	\$ -	\$ -	\$ -	\$ -
indirect	\$ -	\$ -	\$ -	\$ -	\$ -	\$ -	\$ -
mileage	0	\$ -	0	\$ -	0	\$ -	\$ -
other		\$ -		\$ -		\$ -	\$ -
total amount	\$ -		\$ -		\$ -		\$ -

# Status of Match Reported through Nov. 17, 2013

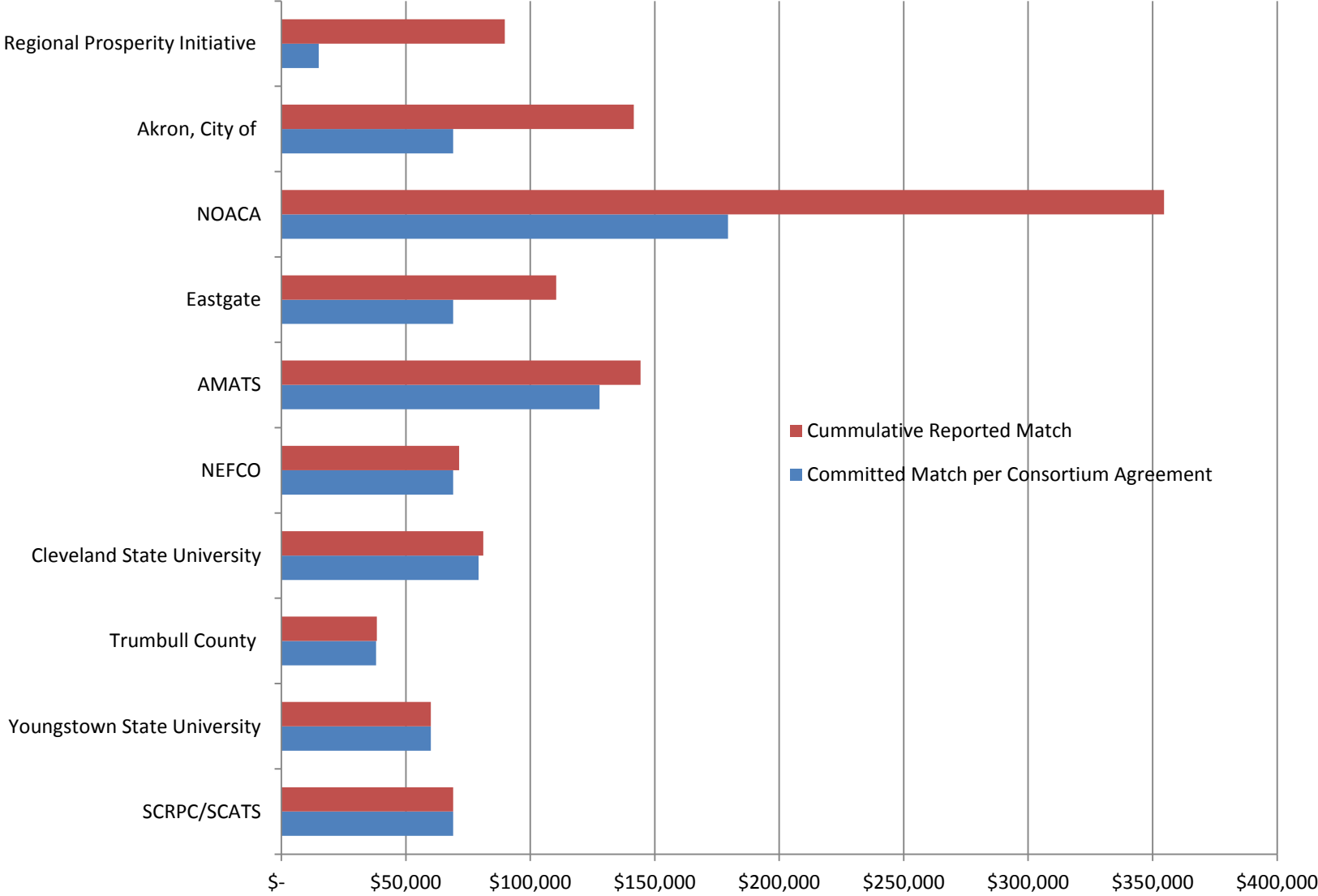
- Reporting still uneven
  - 13 of 33 (39.4%) responded to Nov. 5 email
  - 21 of 33 (63.6%) are current through at least 2Q13
  - 3 of 33 (9.1%) have not reported anything
- \$2.047 million gross reported
  - 102.5% of original HUD required match
  - 67.2% of Consortium Agreement committed amount
- **\$1.457 million of \$1.466 million (net of 80% MPO reduction)**
  - 99.4% of revised HUD required match

# Current Match Status

Consortium Board Member	Percentage of Reported to Committed Match
<b>Met or Exceeded Commitment</b>	<b>149.6%</b>
Regional Prosperity Initiative	598.2%
Akron, City of	205.1%
NOACA	197.6%
Eastgate	160.0%
AMATS	112.9%
NEFCO	103.5%
Cleveland State University	102.4%
Trumbull County	100.9%
Youngstown State University	100.0%
SCRPC/SCATS	100.0%
<b>Met 75-99% of Commitment</b>	<b>84.1%</b>
Stark County	87.1%
Summit County Public Health	87.0%
Greater Cleveland Regional Transit Authority	78.1%
<b>Met 50-74% of Commitment</b>	<b>63.4%</b>
Youngstown, City of	71.3%
Cuyahoga County	65.9%
Policy Bridge	62.2%
Cleveland Museum of Natural History	54.0%

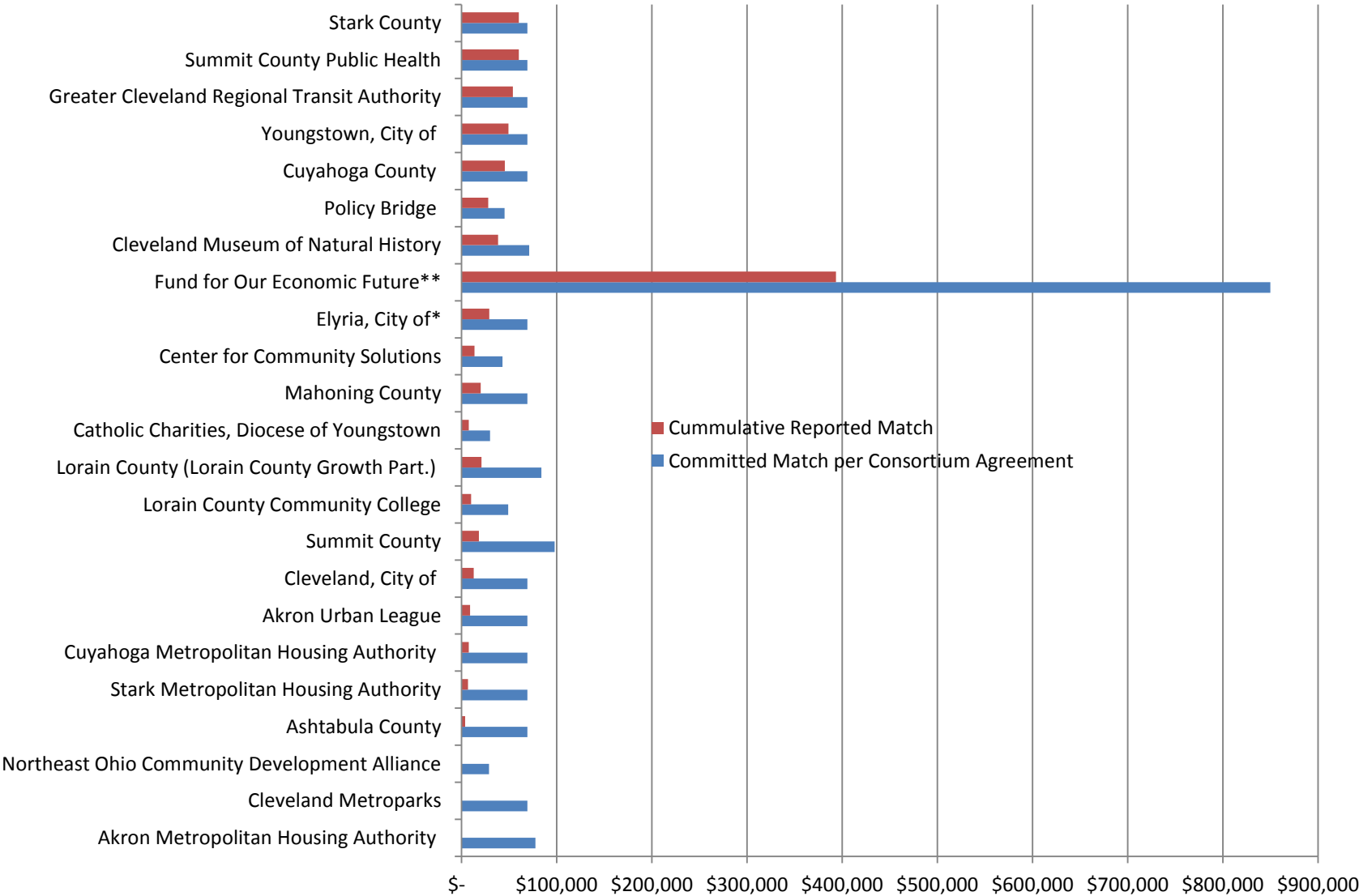
Consortium Board Member	Percentage of Reported to Committed Match
<b>Met 25-49% of Commitment</b>	<b>43.7%</b>
Fund for Our Economic Future**	46.3%
Elyria, City of*	41.9%
Center for Community Solutions	31.7%
Mahoning County	28.9%
Catholic Charities, Diocese of Youngstown	25.1%
<b>Met Less than 25% of Commitment</b>	<b>11.8%</b>
Lorain County (Lorain County Growth Part.)	24.7%
Lorain County Community College	20.5%
Summit County	18.6%
Cleveland, City of	18.5%
Akron Urban League	12.9%
Cuyahoga Metropolitan Housing Authority	10.8%
Stark Metropolitan Housing Authority	9.9%
Ashtabula County	5.3%
Akron Metropolitan Housing Authority	0.0%
Cleveland Metroparks	0.0%
Northeast Ohio Community Development	0.0%
<b>Total</b>	<b>67.2%</b>
<i>*Includes \$10,000 cash match</i>	
<i>**Includes \$500,000 cash match, of which \$213,000 has been released</i>	

# Reported vs. Committed Match by Member (100%+)

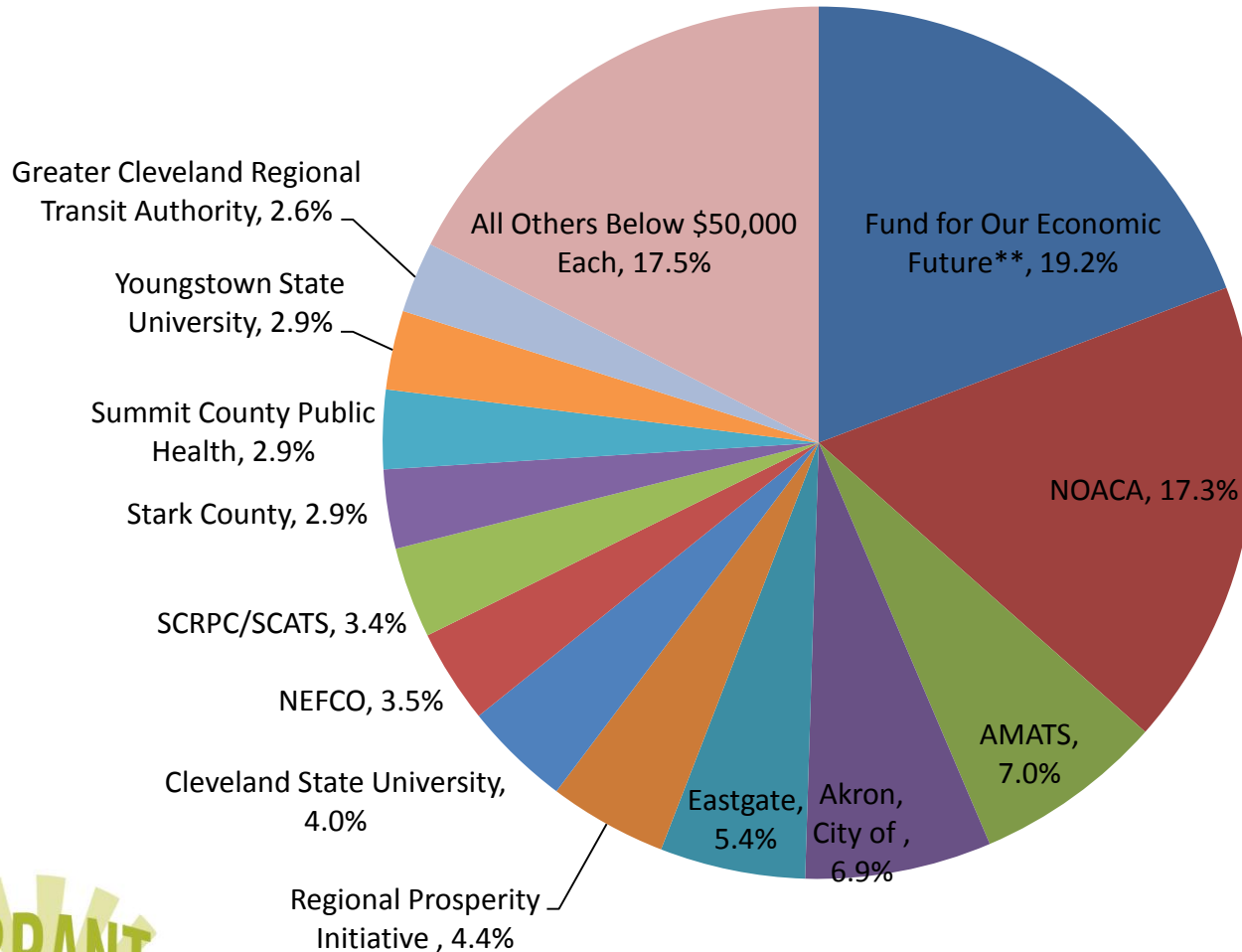




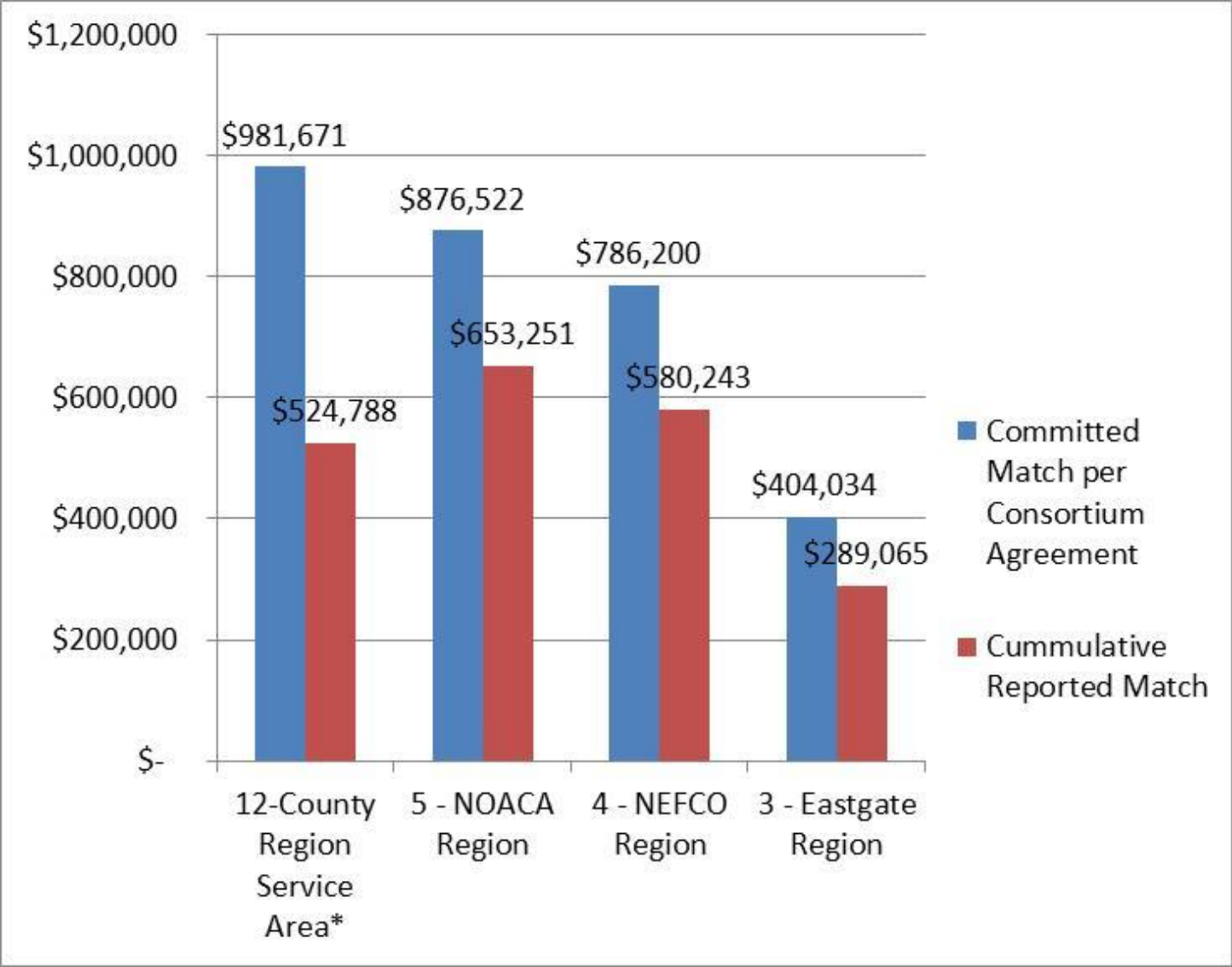
# Reported vs. Committed Match by Member (Undermatched)



# Percentage of Total Reported Consortium Match by Member



# Status by Sub-Region/Service Area



\*CCS, FFEF, NOCDA, Policy Bridge, RPI



# Match Reporting

- Leveraged Match tracking form
  - Same format as July 2012 update
  - Tabs for each quarter of the grant period
  - As always, can still use prior format
- Tracking form available on GlassCubes
- Historical meeting attendance is available on GlassCubes
- Send form each quarter (Jan. 10, Apr. 10, Jul. 10, Oct. 10, Jan. 10) to [sustainablecommunities@mpo.noaca.org](mailto:sustainablecommunities@mpo.noaca.org)

**Northeast Ohio Sustainable Communities Consortium  
Leveraged Match Reporting - CFO/Accounting Summary Page  
HUD Sustainable Communities Regional Planning Grant**

**NOTE: If you have previously submitted this form and the rates remain the same or have not expired you do not need to fill this CFO page out, simply return the employee forms by 10th day following the end of the quarter (Jan. 10, Apr. 10, Jul. 10, Oct. 10) to sustainablecommunities@mpo.noaca.org.**

**Please return form by email or mail to:  
sustainablecommunities@mpo.noaca.org OR Sara Maier, NOACA, 1299 Superior Avenue, Cleveland, OH 44114**

Consortium Member Entity Name	
Entity Address	
City, State & ZIP	
Financial Contact Name	
Financial Contact Title	
Financial Contact Phone	
Financial Contact Email	
What date are the direct, fringe, and indirect rates below good through?	
What date did the direct, fringe, and indirect rates below begin?	
<b>Date Submitted:</b>	
<b>Signature:</b>	

**Please fill out the hourly rates for the employee who has/will work on the project; attach additional pages if needed**

Employee Name	
Department	
Direct Labor Rate	
Fringe Rate	
Indirect Rate	
Total Rate	



**NEOSCC Member Employee Leveraged Match Tracking Form 10/1/13-12/31/13**

Consortium Member Entity		<p><b>Due 1/10/14</b></p> <p>Please return form by email or mail to:  sustainablecommunities@mpo.noaca.org</p> <p>OR</p> <p>Sara Maier, NOACA, 1299 Superior Avenue, Cleveland,  OH 44114</p>
Employee Name		
Department		
Match Period	10/1/13-12/31/13	

**Instructions: Fill out only sections in blue. Provide detail on the type of activity, scheduled time, and details on travel time included, if applicable. If claiming mileage, deduct any miles that should not count towards match or that the employee would have driven normally as part of his or her regular commute.**

#	Activity Date	Activity Description	Activity Location	Hours Leveraged (to .25 hr)	Mileage Claimed
Ex.	2/16/2011	NEOSCC Board meeting, 1-3 pm plus 1.25 hr drive time	Richfield City Hall	3.25	23
1					
2					
3					
<b>Total</b>				<b>0.00</b>	<b>0.00</b>

**Other Leveraged Match Explanation (if applicable):**

# Main Takeaways

- NEOSCC will meet HUD-required leveraged match commitment
- NEOSCC will not meet \$3.048 million pledged in Consortium Agreements
- Just over half of members on-track to meet majority of their pledged commitment
- Information on actual match should be used in discussions of NEOSCC 2.0 or future efforts

# Questions?

- Contact Sara Byrnes Maier with questions/comments
  - [smaier@mpo.noaca.org](mailto:smaier@mpo.noaca.org)
  - 216.241.2414, ext. 308