

**NEOSCC VISION SESSION**

**Session Name**  
KSU Ashtabula 10-16-2013 8-51 PM

Kent State University Ashtabula Campus (Blue and Gold Room)  
3300 Lake Road West, Ashtabula, OH 44004

Session Attendance		Attendance by County													
	Total	Not Identified	Ashtabula	Cuyahoga	Geauga	Lake	Lorain	Mahoning	Medina	Portage	Stark	Summit	Trumbull	Wayne	Outside Region
Kent State Ashtabula	30		27			2								1	

**Polling**

**Date Created**  
10/16/2013 6:53:19 PM

**Active Participants**  
30

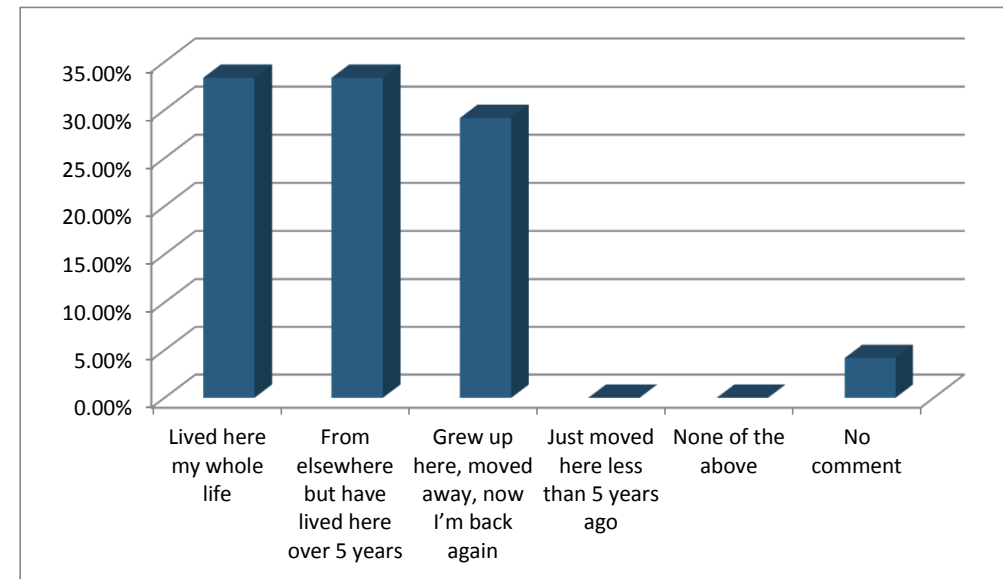
**Total Participants**  
30

**Questions**  
13

**Results by Question**

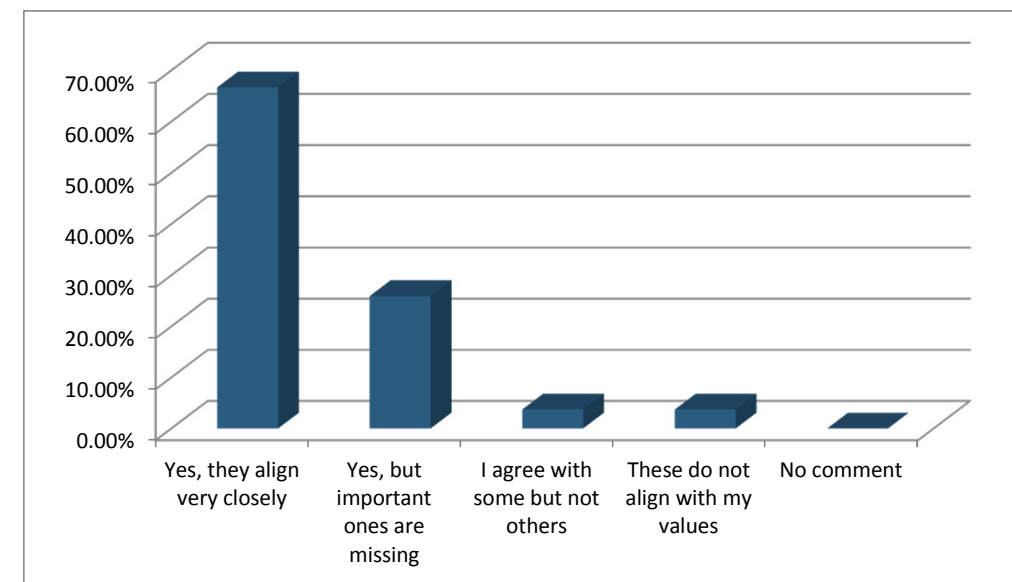
**1. What's your relationship with Northeast Ohio? (Multiple Choice)**

	Responses	
	Percent	Count
Lived here my whole life	33.33%	8
From elsewhere but have lived here over 5 years	33.33%	8
Grew up here, moved away, now I'm back again	29.17%	7
Just moved here less than 5 years ago	0.00%	0
None of the above	0.00%	0
No comment	4.17%	1
<b>Totals</b>	<b>100%</b>	<b>24</b>



**2. Do these objectives align with your own values? (Multiple Choice)**

	Responses	
	Percent	Count
Yes, they align very closely	66.67%	18
Yes, but important ones are missing	25.93%	7
I agree with some but not others	3.70%	1
These do not align with my values	3.70%	1
No comment	0.00%	0
<b>Totals</b>	<b>100%</b>	<b>27</b>



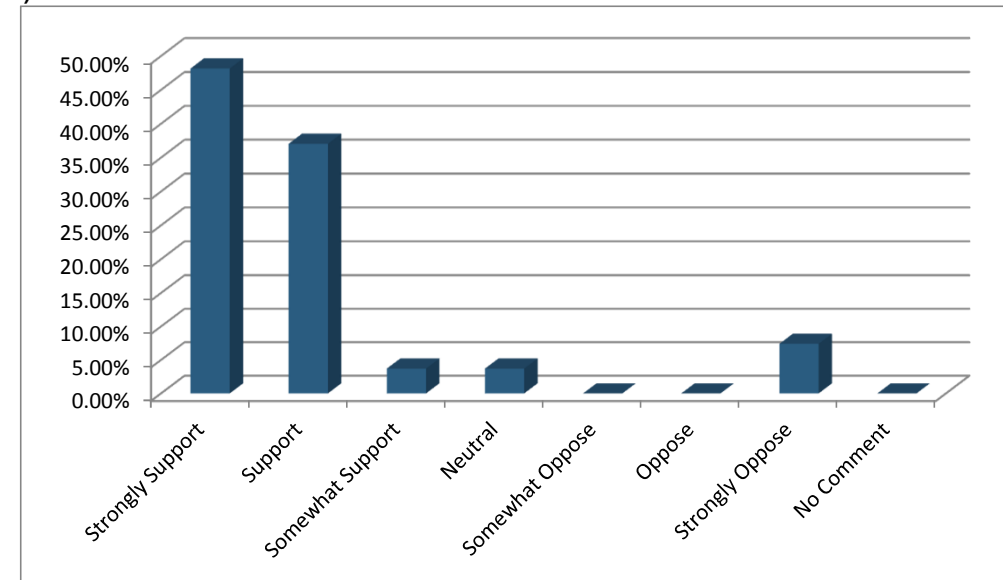
**NEOSCC VISION SESSION**

**Session Name**  
 KSU Ashtabula 10-16-2013 8-51 PM

Kent State University Ashtabula Campus (Blue and Gold Room)  
 3300 Lake Road West, Ashtabula, OH 44004

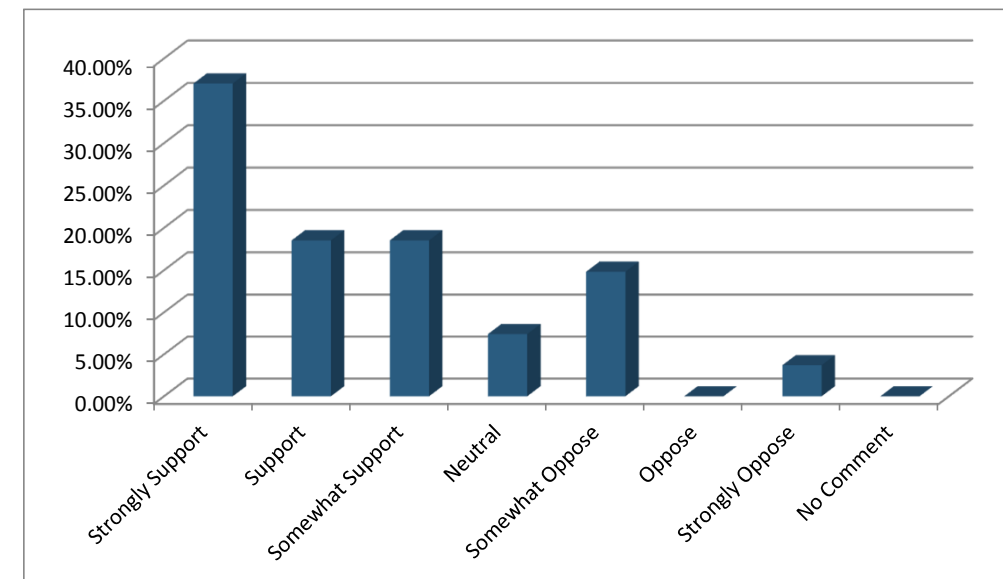
**3. Do you support using policy and public dollars to promote reinvestment in established communities versus further outward expansion? (Multiple Choice)**

	Responses	
	Percent	Count
Strongly Support	48.15%	13
Support	37.04%	10
Somewhat Support	3.70%	1
Neutral	3.70%	1
Somewhat Oppose	0.00%	0
Oppose	0.00%	0
Strongly Oppose	7.41%	2
No Comment	0.00%	0
<b>Totals</b>	<b>100%</b>	<b>27</b>



**4. Do you support an expansion of compact housing options? (Multiple Choice)**

	Responses	
	Percent	Count
Strongly Support	37.04%	10
Support	18.52%	5
Somewhat Support	18.52%	5
Neutral	7.41%	2
Somewhat Oppose	14.81%	4
Oppose	0.00%	0
Strongly Oppose	3.70%	1
No Comment	0.00%	0
<b>Totals</b>	<b>100%</b>	<b>27</b>



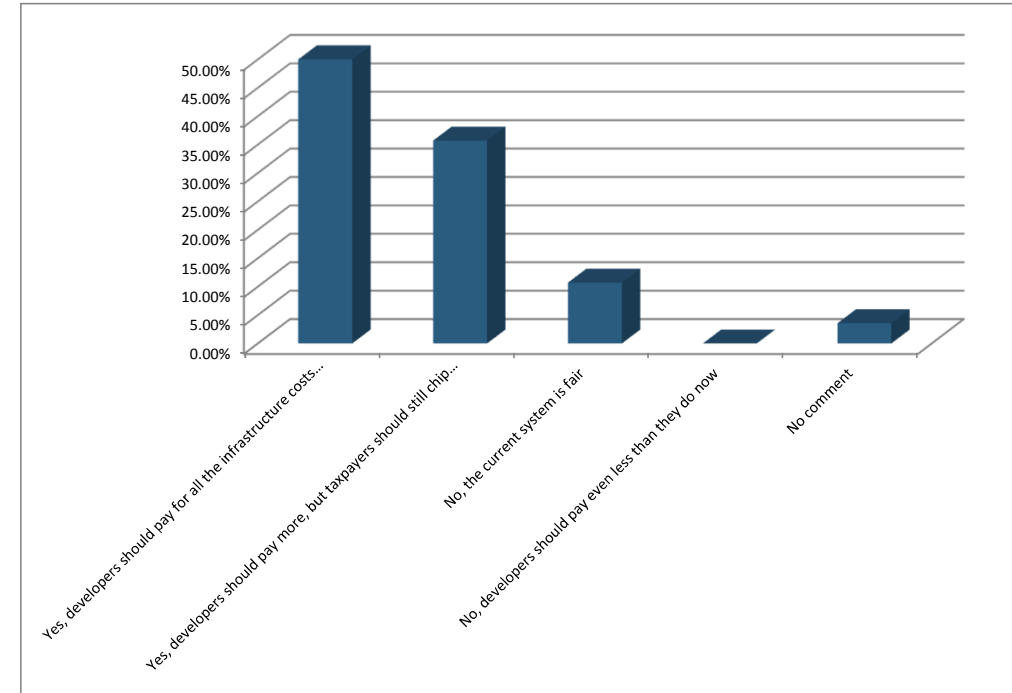
**NEOSCC VISION SESSION**

**Session Name**  
KSU Ashtabula 10-16-2013 8-51 PM

Kent State University Ashtabula Campus (Blue and Gold Room)  
3300 Lake Road West, Ashtabula, OH 44004

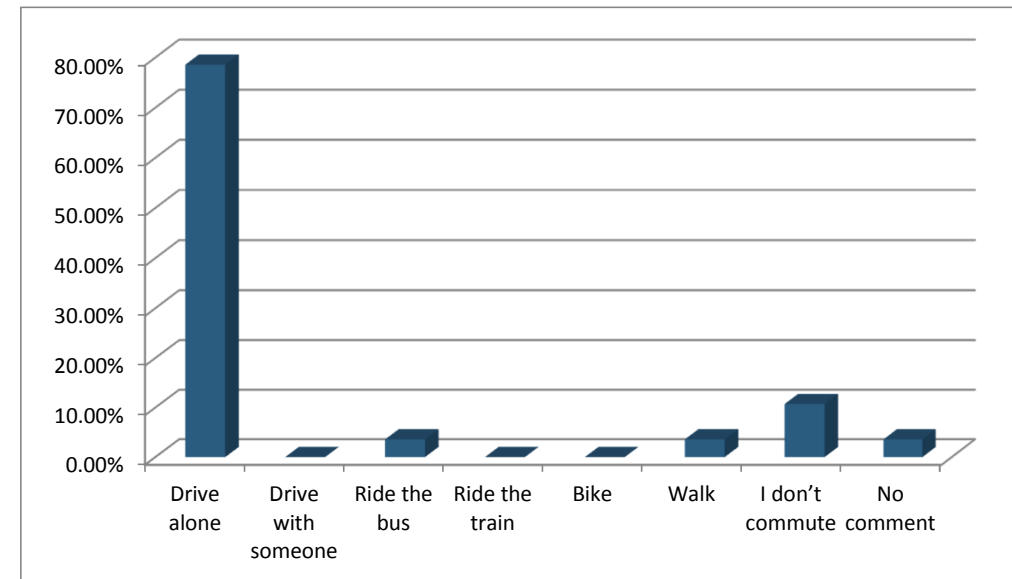
**5. Do you think that developers should pay more than they do currently when building on previously undeveloped areas that require major new infrastructure (roads, sewer, etc.)? (Multiple Choice)**

Responses		
	Percent	Count
Yes, developers should pay for all the infrastructure costs (initial construction and long-term operations/maintenance)	50.00%	14
Yes, developers should pay more, but taxpayers should still chip in	35.71%	10
No, the current system is fair	10.71%	3
No, developers should pay even less than they do now	0.00%	0
No comment	3.57%	1
<b>Totals</b>	<b>100%</b>	<b>28</b>



**6. How do you commute? (Multiple Choice - Multiple Response)**

Responses		
	Percent	Count
Drive alone	78.57%	22
Drive with someone	0.00%	0
Ride the bus	3.57%	1
Ride the train	0.00%	0
Bike	0.00%	0
Walk	3.57%	1
I don't commute	10.71%	3
No comment	3.57%	1
<b>Totals</b>	<b>100%</b>	<b>28</b>



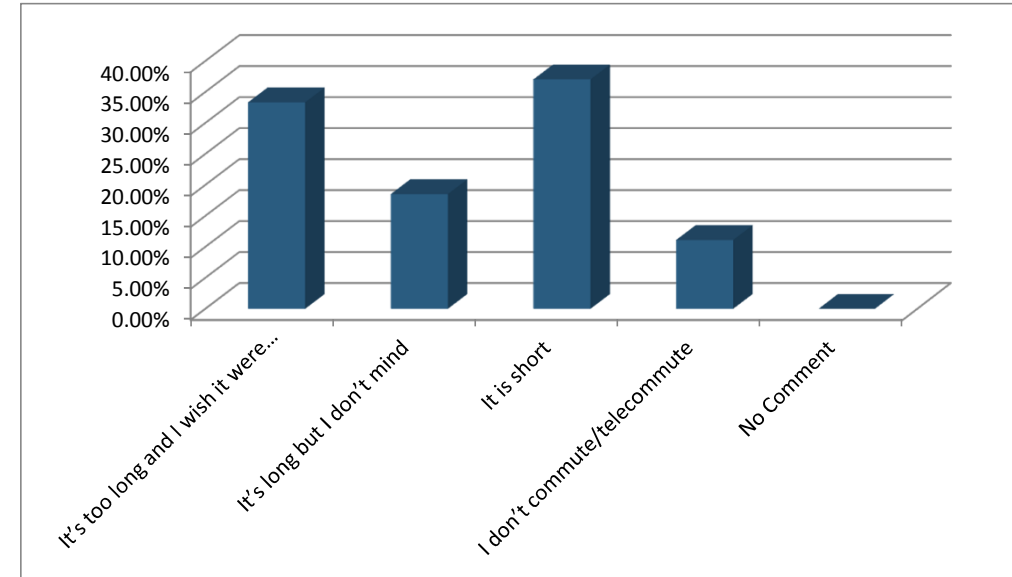
**NEOSCC VISION SESSION**

**Session Name**  
KSU Ashtabula 10-16-2013 8-51 PM

Kent State University Ashtabula Campus (Blue and Gold Room)  
3300 Lake Road West, Ashtabula, OH 44004

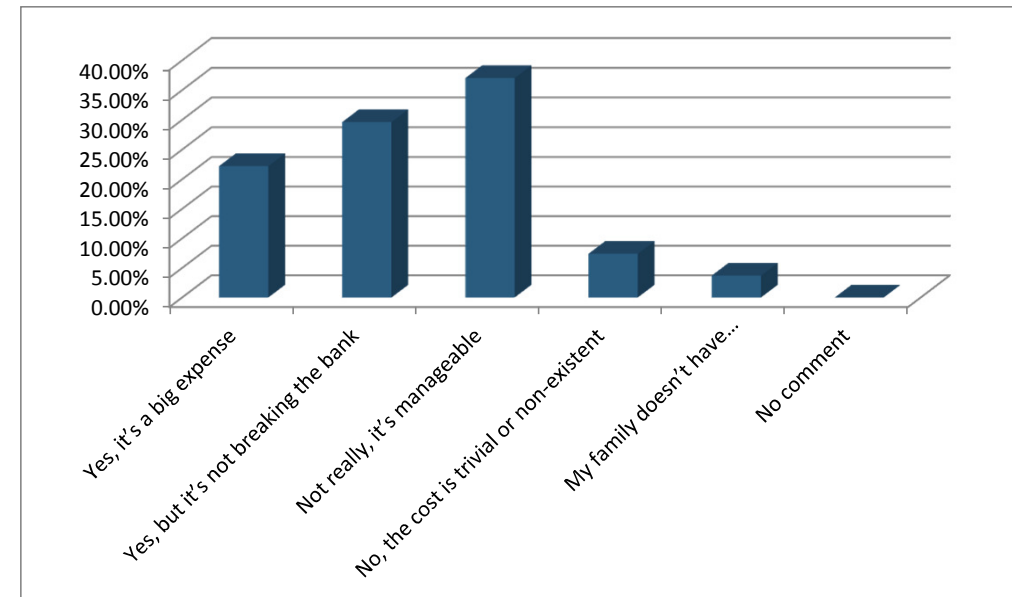
**7. How do you view your commute? (Multiple Choice)**

Responses		
	Percent	Count
It's too long and I wish it were shorter	33.33%	9
It's long but I don't mind	18.52%	5
It is short	37.04%	10
I don't commute/telecommute	11.11%	3
No Comment	0.00%	0
<b>Totals</b>	<b>100%</b>	<b>27</b>



**8. Is the cost of transportation an issue for you and your family? (Multiple Choice)**

Responses		
	Percent	Count
Yes, it's a big expense	22.22%	6
Yes, but it's not breaking the bank	29.63%	8
Not really, it's manageable	37.04%	10
No, the cost is trivial or non-existent	7.41%	2
My family doesn't have transportation expenses	3.70%	1
No comment	0.00%	0
<b>Totals</b>	<b>100%</b>	<b>27</b>



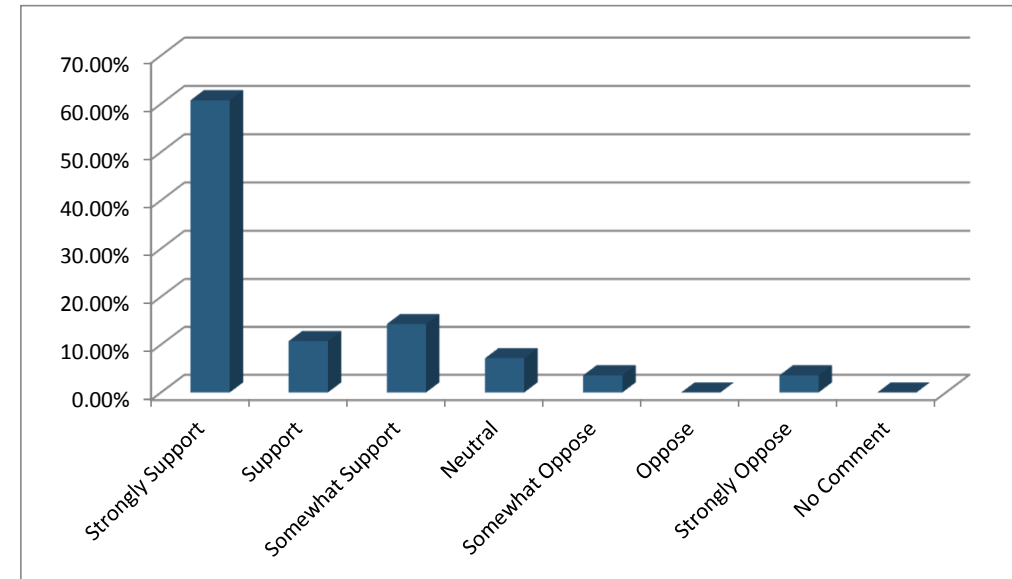
**NEOSCC VISION SESSION**

**Session Name**  
KSU Ashtabula 10-16-2013 8-51 PM

Kent State University Ashtabula Campus (Blue and Gold Room)  
3300 Lake Road West, Ashtabula, OH 44004

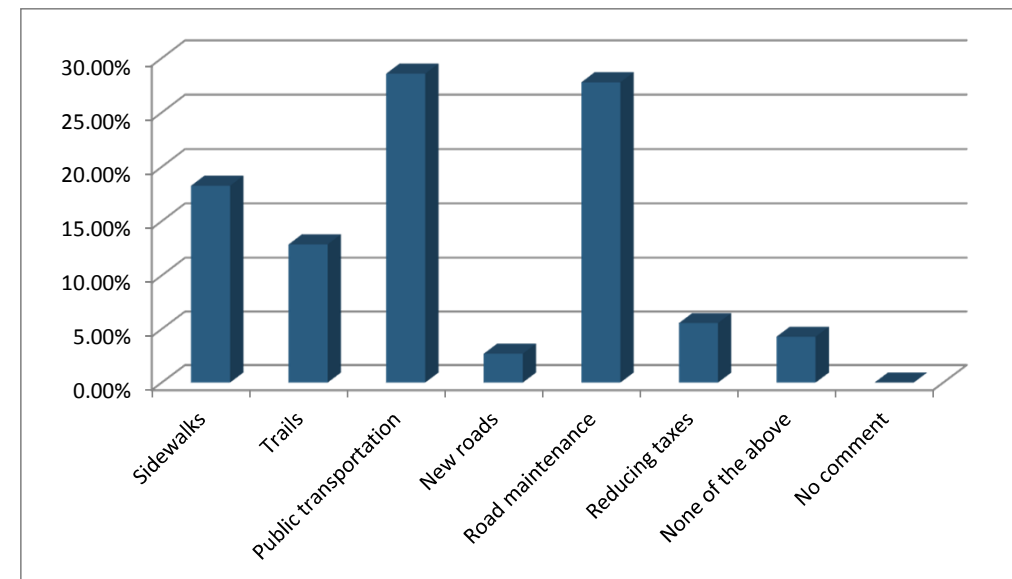
**9. Do you support an expansion of the region's public transportation network? (Multiple Choice)**

Responses		
	Percent	Count
Strongly Support	60.71%	17
Support	10.71%	3
Somewhat Support	14.29%	4
Neutral	7.14%	2
Somewhat Oppose	3.57%	1
Oppose	0.00%	0
Strongly Oppose	3.57%	1
No Comment	0.00%	0
<b>Totals</b>	<b>100%</b>	<b>28</b>



**10. Into which of the following would you prefer to invest your tax dollars? (choose up to 3, in order of priority) (Priority Ranking)**

Responses		
	Percent	Weighted Count
Sidewalks	18.25%	115
Trails	12.86%	81
Public transportation	28.57%	180
New roads	2.70%	17
Road maintenance	27.78%	175
Reducing taxes	5.56%	35
None of the above	4.29%	27
No comment	0.00%	0
<b>Totals</b>	<b>100%</b>	<b>630</b>



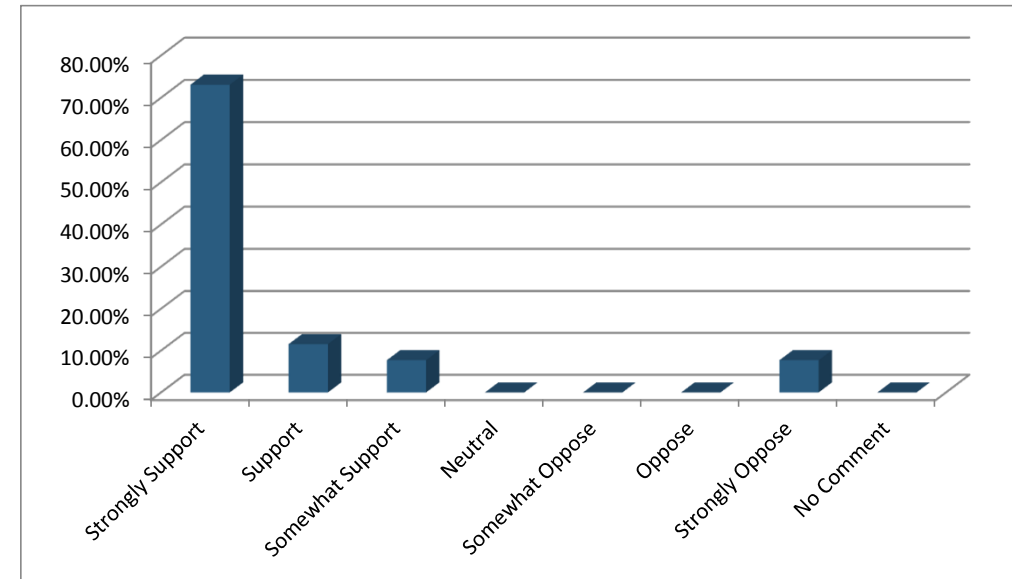
**NEOSCC VISION SESSION**

**Session Name**  
KSU Ashtabula 10-16-2013 8-51 PM

Kent State University Ashtabula Campus (Blue and Gold Room)  
3300 Lake Road West, Ashtabula, OH 44004

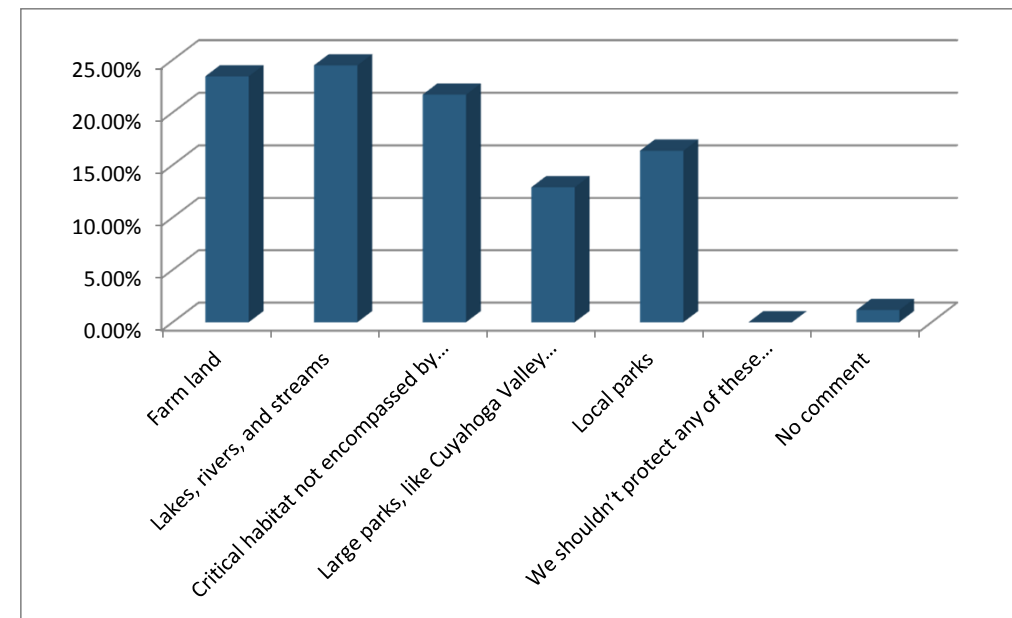
**11. Do you support expanding the existing open space network, which includes large protected areas, rivers and stream corridors, scattered conservation areas, and neighborhood parks? (Multiple Choice)**

Responses		
	Percent	Count
Strongly Support	73.08%	19
Support	11.54%	3
Somewhat Support	7.69%	2
Neutral	0.00%	0
Somewhat Oppose	0.00%	0
Oppose	0.00%	0
Strongly Oppose	7.69%	2
No Comment	0.00%	0
<b>Totals</b>	<b>100%</b>	<b>26</b>



**12. Which of the following types of open space are you most interested in protecting or creating (choose all that apply, in order of priority): (Priority Ranking)**

Responses		
	Percent	Weighted Count
Farm land	23.43%	202
Lakes, rivers, and streams	24.48%	211
Critical habitat not encompassed by lakes, rivers, and streams	21.69%	187
Large parks, like Cuyahoga Valley National Park	12.88%	111
Local parks	16.36%	141
We shouldn't protect any of these places	0.00%	0
No comment	1.16%	10
<b>Totals</b>	<b>100%</b>	<b>862</b>



**NEOSCC VISION SESSION**

**Session Name**  
KSU Ashtabula 10-16-2013 8-51 PM

Kent State University Ashtabula Campus (Blue and Gold Room)  
3300 Lake Road West, Ashtabula, OH 44004

**13. Do you support this regional vision? (Multiple Choice)**

Responses		
	Percent	Count
Strongly Support	44.44%	12
Support	29.63%	8
Somewhat Support	14.81%	4
Neutral	3.70%	1
Somewhat Oppose	0.00%	0
Oppose	0.00%	0
Strongly Oppose	7.41%	2
No comment	0.00%	0
<b>Totals</b>	<b>100%</b>	<b>27</b>

