

NEOSCC VISION SESSION

Session Name
YSU 10-11-2013 5-47 AM

Youngstown State University (Williamson Conference Center)
221 North Hazel Street, Youngstown, OH 44503

Session Attendance

Session Attendance	Total	Attendance by County													
		Not Identified	Ashtabula	Cuyahoga	Geauga	Lake	Lorain	Mahoning	Medina	Portage	Stark	Summit	Trumbull	Wayne	Outside Region
Youngstown State	32	2						24	1				3		2

Polling

Date Created
10/10/2013 5:14:26 PM

Active Participants
26

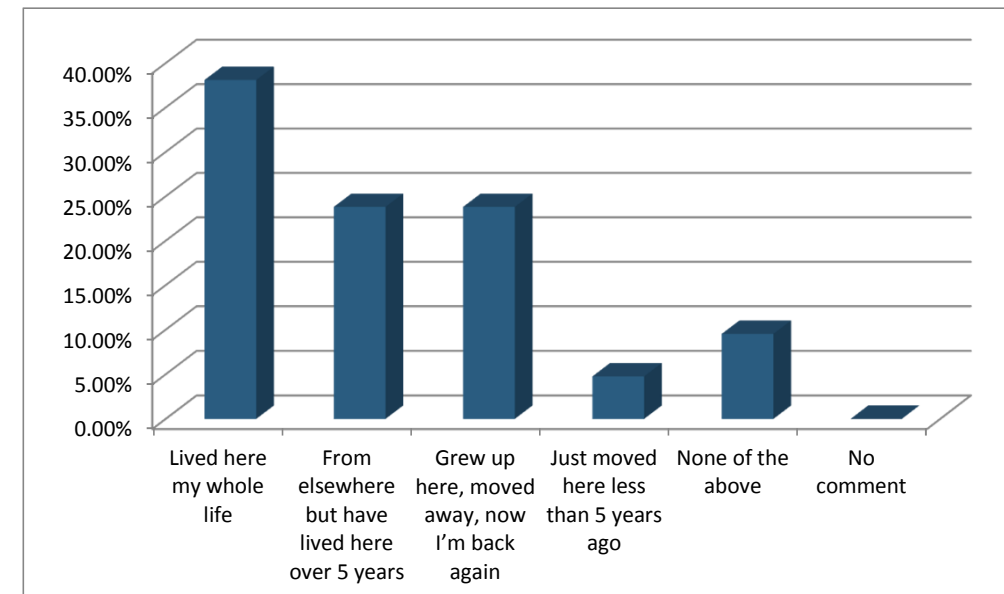
Total Participants
26

Questions
13

Results by Question

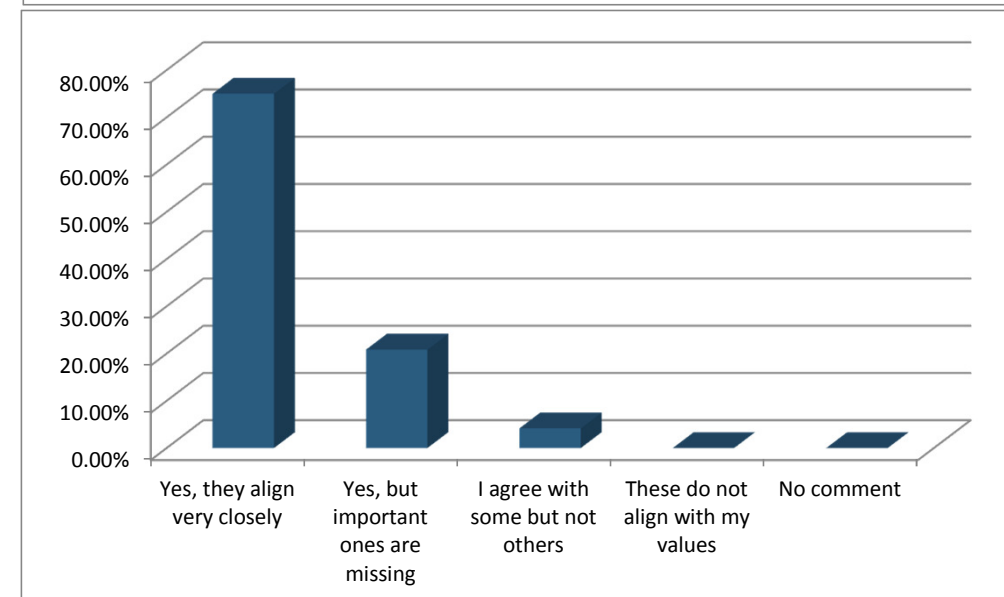
1. What's your relationship with Northeast Ohio? (Multiple Choice)

	Responses	
	Percent	Count
Lived here my whole life	38.10%	8
From elsewhere but have lived here over 5 years	23.81%	5
Grew up here, moved away, now I'm back again	23.81%	5
Just moved here less than 5 years ago	4.76%	1
None of the above	9.52%	2
No comment	0.00%	0
Totals	100%	21



2. Do these objectives align with your own values? (Multiple Choice)

	Responses	
	Percent	Count
Yes, they align very closely	75.00%	18
Yes, but important ones are missing	20.83%	5
I agree with some but not others	4.17%	1
These do not align with my values	0.00%	0
No comment	0.00%	0
Totals	100%	24



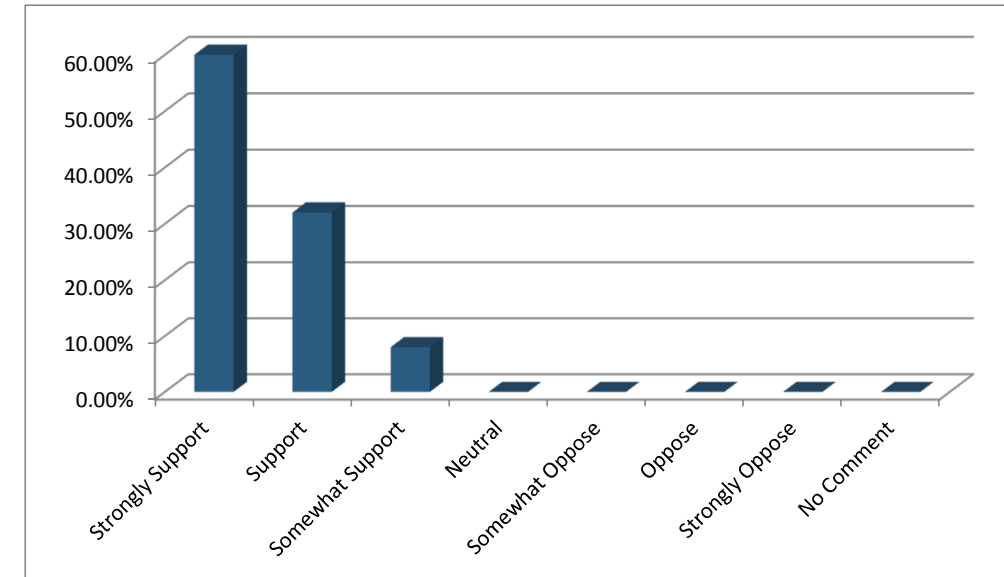
NEOSCC VISION SESSION

Session Name
YSU 10-11-2013 5-47 AM

Youngstown State University (Williamson Conference Center)
221 North Hazel Street, Youngstown, OH 44503

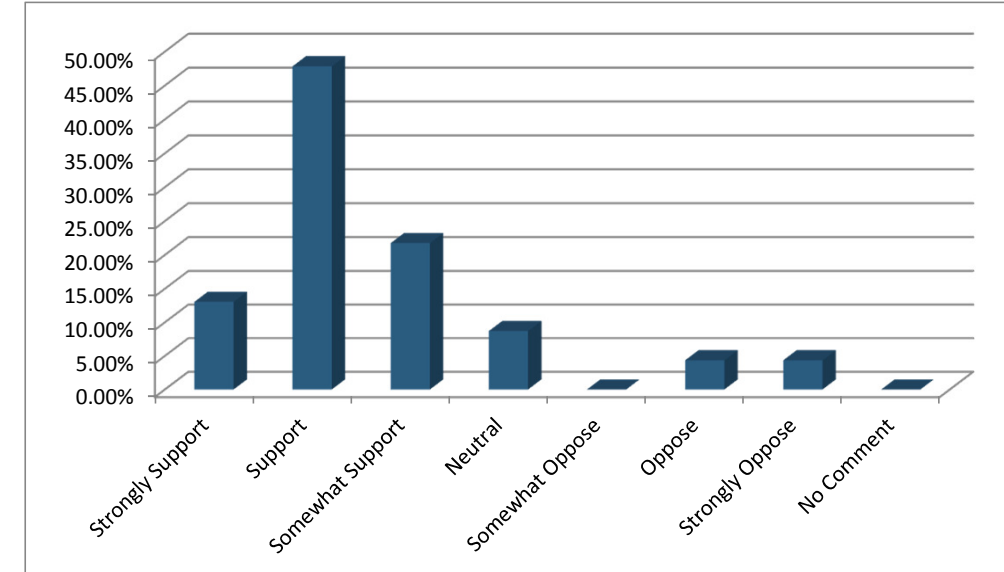
3. Do you support using policy and public dollars to promote reinvestment in established communities versus further outward expansion? (Multiple Choice)

Responses		
	Percent	Count
Strongly Support	60.00%	15
Support	32.00%	8
Somewhat Support	8.00%	2
Neutral	0.00%	0
Somewhat Oppose	0.00%	0
Oppose	0.00%	0
Strongly Oppose	0.00%	0
No Comment	0.00%	0
Totals	100%	25



4. Do you support an expansion of compact housing options? (Multiple Choice)

Responses		
	Percent	Count
Strongly Support	13.04%	3
Support	47.83%	11
Somewhat Support	21.74%	5
Neutral	8.70%	2
Somewhat Oppose	0.00%	0
Oppose	4.35%	1
Strongly Oppose	4.35%	1
No Comment	0.00%	0
Totals	100%	23



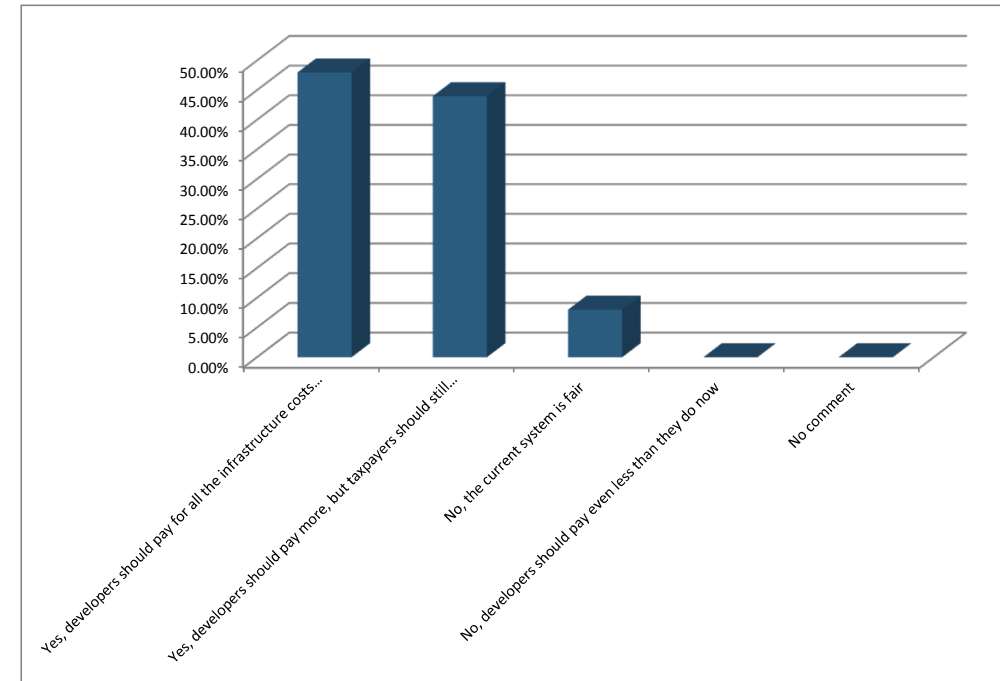
NEOSCC VISION SESSION

Session Name
YSU 10-11-2013 5-47 AM

Youngstown State University (Williamson Conference Center)
221 North Hazel Street, Youngstown, OH 44503

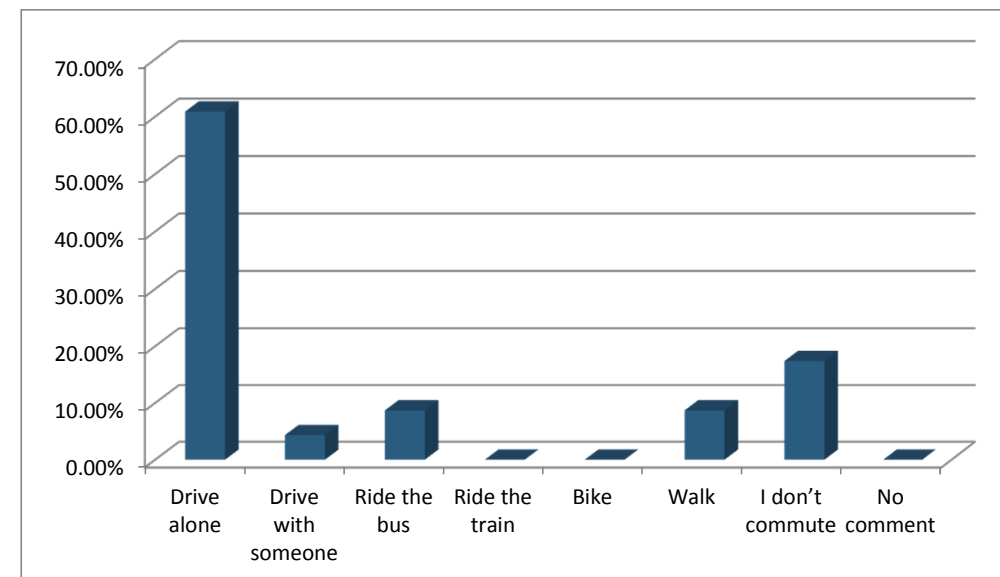
5. Do you think that developers should pay more than they do currently when building on previously undeveloped areas that require major new infrastructure (roads, sewer, etc.)? (Multiple Choice)

Responses		
	Percent	Count
Yes, developers should pay for all the infrastructure costs (initial construction and long-term operations/maintenance)	48.00%	12
Yes, developers should pay more, but taxpayers should still chip in	44.00%	11
No, the current system is fair	8.00%	2
No, developers should pay even less than they do now	0.00%	0
No comment	0.00%	0
Totals	100%	25



6. How do you commute? (Multiple Choice - Multiple Response)

Responses		
	Percent	Count
Drive alone	60.87%	14
Drive with someone	4.35%	1
Ride the bus	8.70%	2
Ride the train	0.00%	0
Bike	0.00%	0
Walk	8.70%	2
I don't commute	17.39%	4
No comment	0.00%	0
Totals	100%	23



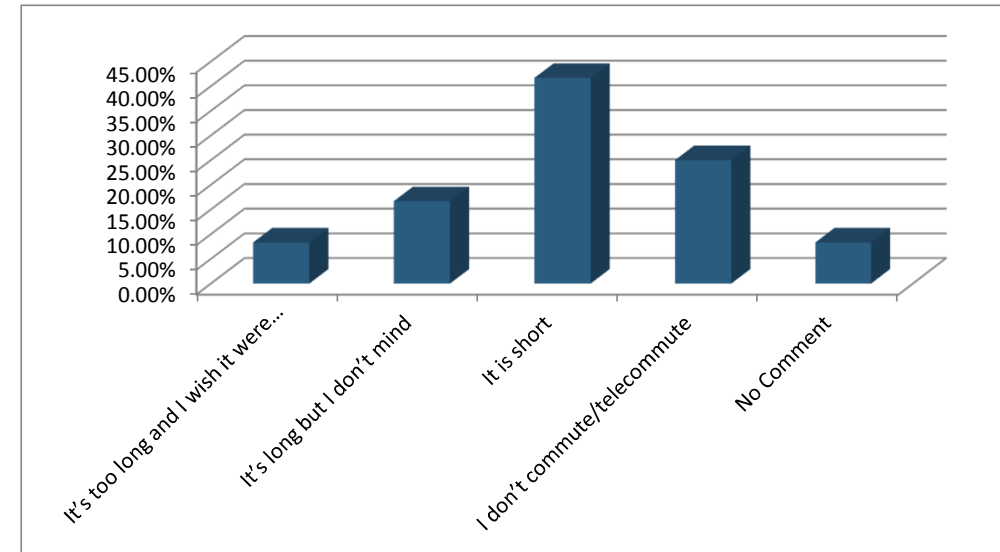
NEOSCC VISION SESSION

Session Name
YSU 10-11-2013 5-47 AM

Youngstown State University (Williamson Conference Center)
221 North Hazel Street, Youngstown, OH 44503

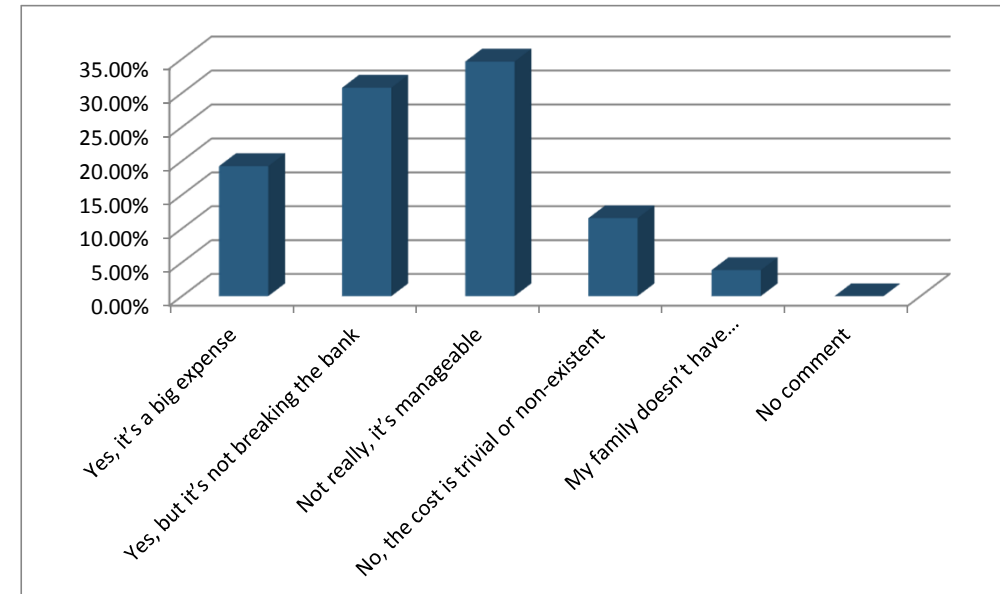
7. How do you view your commute? (Multiple Choice)

Responses		
	Percent	Count
It's too long and I wish it were shorter	8.33%	2
It's long but I don't mind	16.67%	4
It is short	41.67%	10
I don't commute/telecommute	25.00%	6
No Comment	8.33%	2
Totals	100%	24



8. Is the cost of transportation an issue for you and your family? (Multiple Choice)

Responses		
	Percent	Count
Yes, it's a big expense	19.23%	5
Yes, but it's not breaking the bank	30.77%	8
Not really, it's manageable	34.62%	9
No, the cost is trivial or non-existent	11.54%	3
My family doesn't have transportation expenses	3.85%	1
No comment	0.00%	0
Totals	100%	26



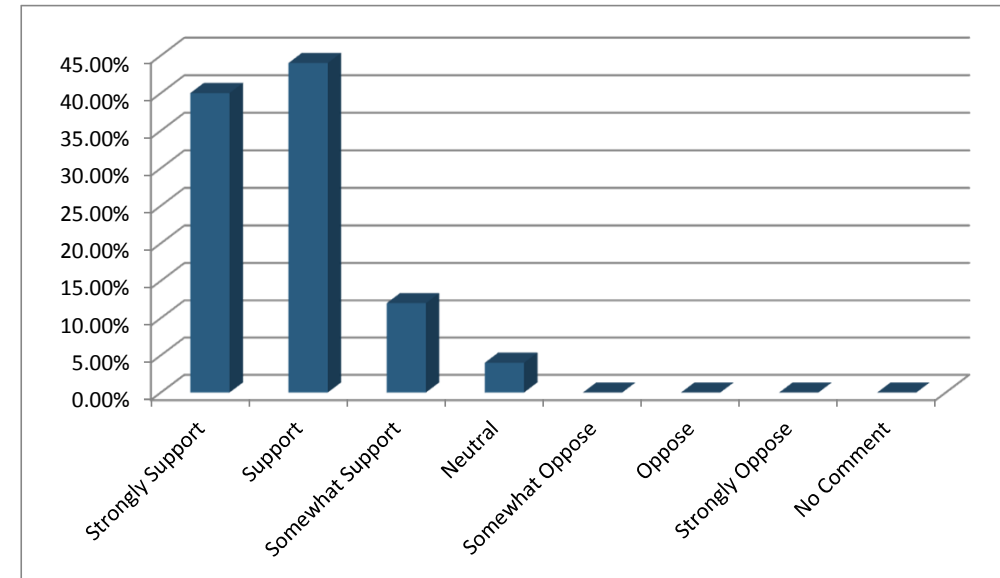
NEOSCC VISION SESSION

Session Name
YSU 10-11-2013 5-47 AM

Youngstown State University (Williamson Conference Center)
221 North Hazel Street, Youngstown, OH 44503

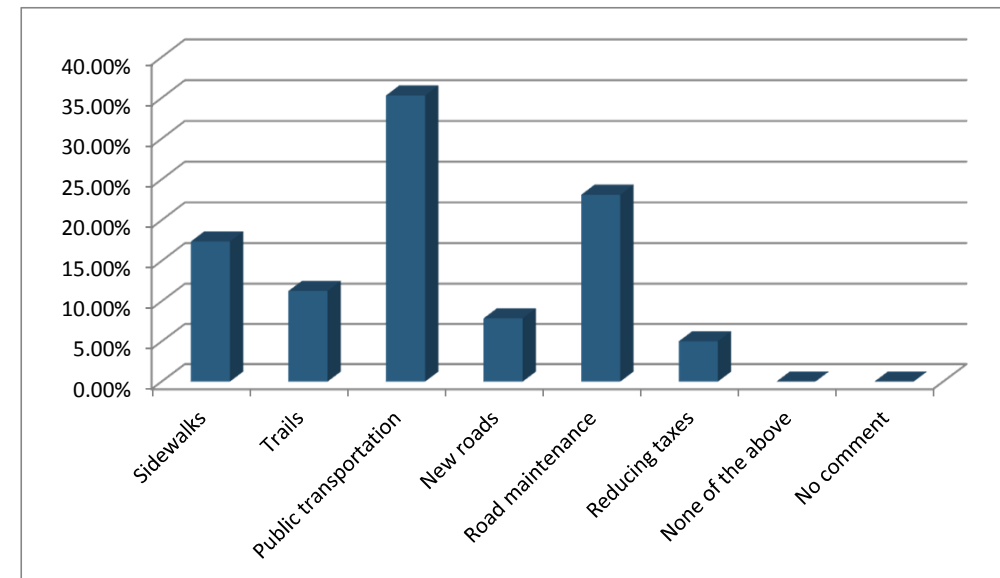
9. Do you support an expansion of the region's public transportation network? (Multiple Choice)

Responses		
	Percent	Count
Strongly Support	40.00%	10
Support	44.00%	11
Somewhat Support	12.00%	3
Neutral	4.00%	1
Somewhat Oppose	0.00%	0
Oppose	0.00%	0
Strongly Oppose	0.00%	0
No Comment	0.00%	0
Totals	100%	25



10. Into which of the following would you prefer to invest your tax dollars? (choose up to 3, in order of priority) (Priority Ranking)

Responses		
	Percent	Weighted Count
Sidewalks	17.38%	97
Trails	11.29%	63
Public transportation	35.30%	197
New roads	7.89%	44
Road maintenance	23.12%	129
Reducing taxes	5.02%	28
None of the above	0.00%	0
No comment	0.00%	0
Totals	100%	558



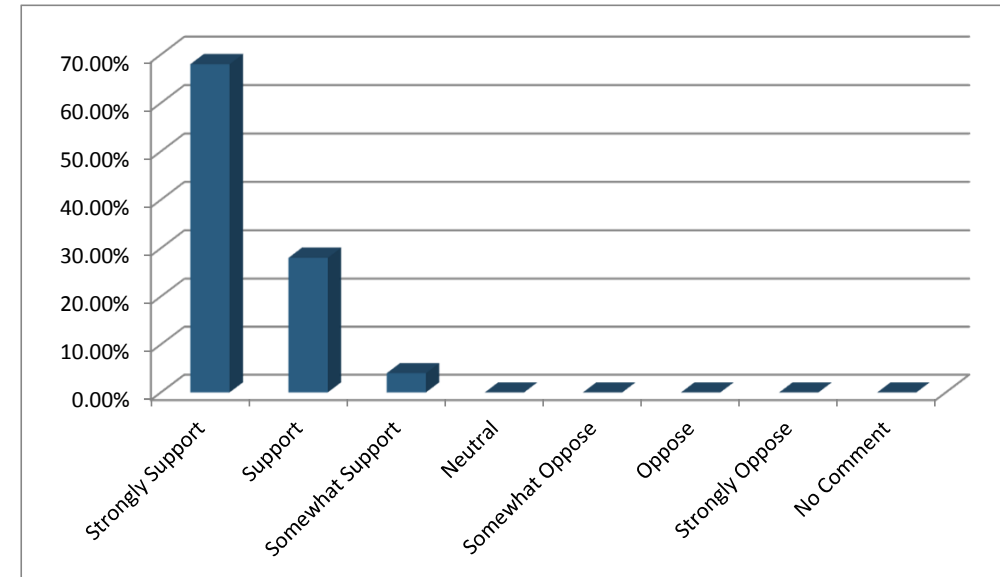
NEOSCC VISION SESSION

Session Name
YSU 10-11-2013 5-47 AM

Youngstown State University (Williamson Conference Center)
221 North Hazel Street, Youngstown, OH 44503

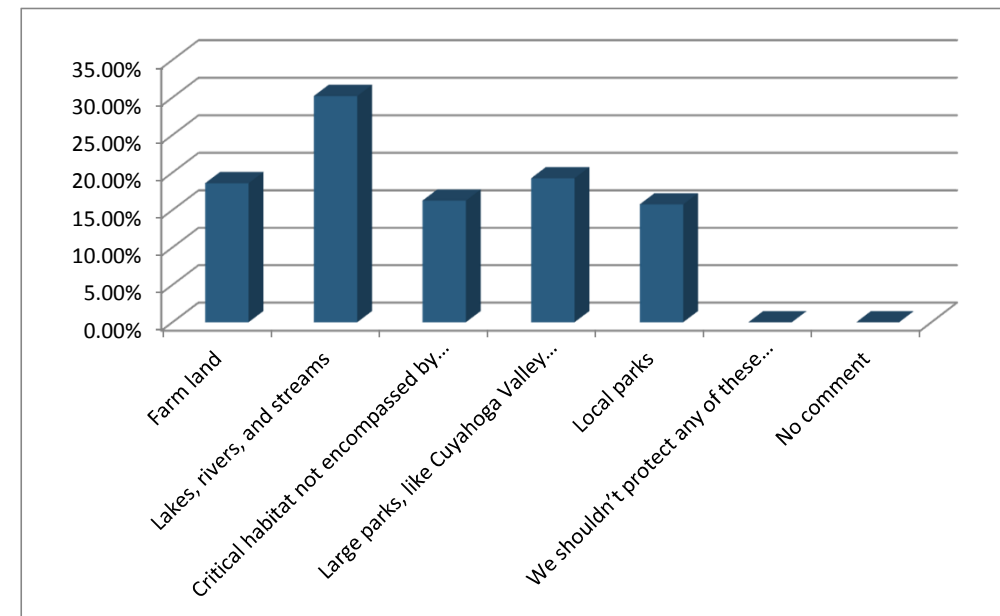
11. Do you support expanding the existing open space network, which includes large protected areas, rivers and stream corridors, scattered conservation areas, and neighborhood parks? (Multiple Choice)

Responses		
	Percent	Count
Strongly Support	68.00%	17
Support	28.00%	7
Somewhat Support	4.00%	1
Neutral	0.00%	0
Somewhat Oppose	0.00%	0
Oppose	0.00%	0
Strongly Oppose	0.00%	0
No Comment	0.00%	0
Totals	100%	25



12. Which of the following types of open space are you most interested in protecting or creating (choose all that apply, in order of priority): (Priority Ranking)

Responses		
	Percent	Weighted Count
Farm land	18.57%	112
Lakes, rivers, and streams	30.18%	182
Critical habitat not encompassed by lakes, rivers, and streams	16.25%	98
Large parks, like Cuyahoga Valley National Park	19.24%	116
Local parks	15.75%	95
We shouldn't protect any of these places	0.00%	0
No comment	0.00%	0
Totals	100%	603



NEOSCC VISION SESSION

Session Name
YSU 10-11-2013 5-47 AM

Youngstown State University (Williamson Conference Center)
221 North Hazel Street, Youngstown, OH 44503

13. Do you support this regional vision? (Multiple Choice)

Responses		
	Percent	Count
Strongly Support	64.00%	16
Support	36.00%	9
Somewhat Support	0.00%	0
Neutral	0.00%	0
Somewhat Oppose	0.00%	0
Oppose	0.00%	0
Strongly Oppose	0.00%	0
No comment	0.00%	0
Totals	100%	25

