

NEOSCC VISION SESSION

Session Name
Elyria Transportation Center 10-23-2013 8-21 PM

Transportation Center
40 East Ave. Elyria, OH 44035

Session Attendance

		Attendance by County													
	Total	Not Identified	Ashtabula	Cuyahoga	Geauga	Lake	Lorain	Mahoning	Medina	Portage	Stark	Summit	Trumbull	Wayne	Outside Region
Elyria Transportation Ctr	21						20					1			

Date Created
10/23/2013 5:52:13 PM

Active Participants
20

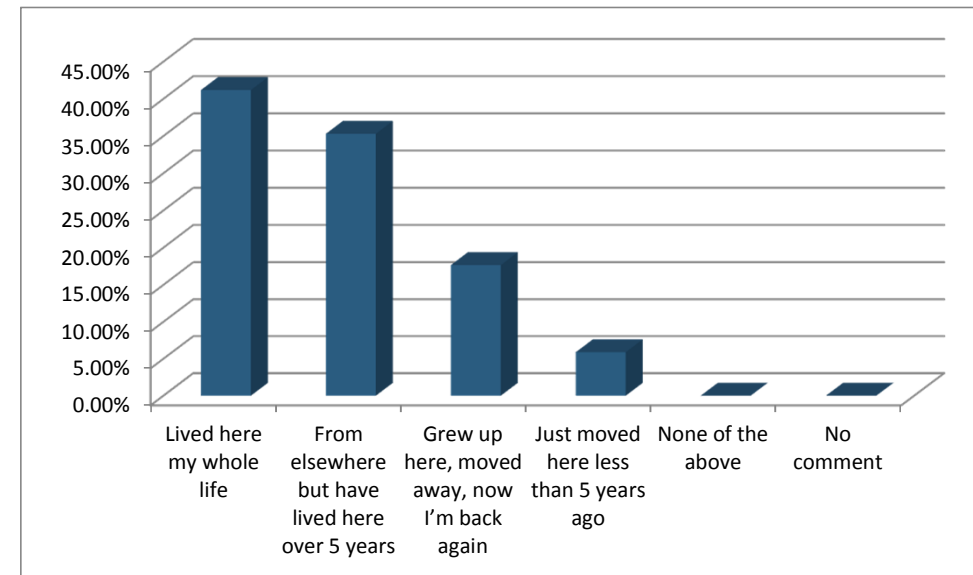
Total Participants
20

Questions
13

Results by Question

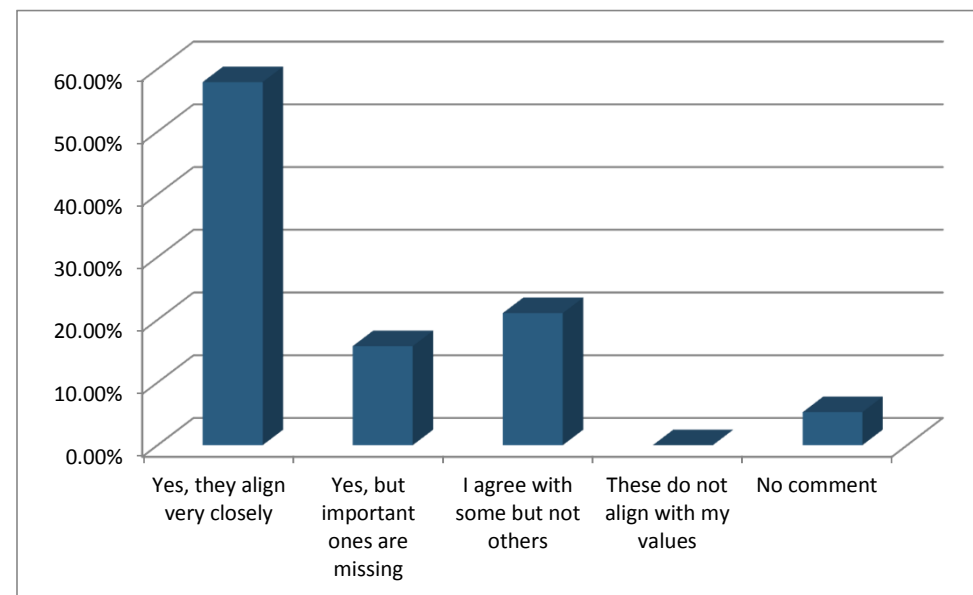
1. What's your relationship with Northeast Ohio? (Multiple Choice)

	Responses	
	Percent	Count
Lived here my whole life	41.18%	7
but have lived here over 5 years	35.29%	6
moved away, now I'm back again	17.65%	3
moved here less than 5 years ago	5.88%	1
None of the above	0.00%	0
No comment	0.00%	0
Totals	100%	17



2. Do these objectives align with your own values? (Multiple Choice)

	Responses	
	Percent	Count
Yes, they align very closely	57.89%	11
Yes, but important ones are missing	15.79%	3
I agree with some but not others	21.05%	4
These do not align with my values	0.00%	0
No comment	5.26%	1
Totals	100%	19



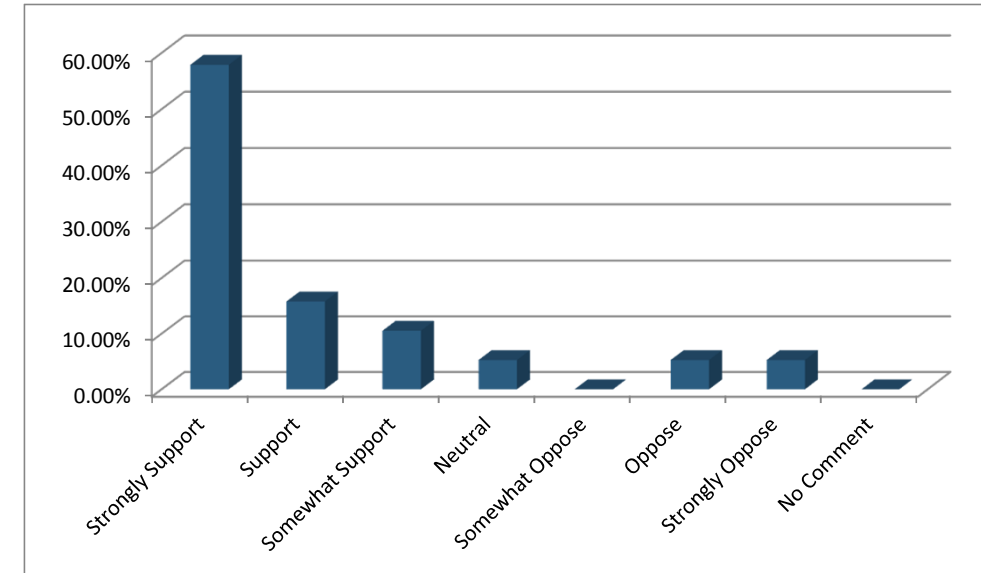
NEOSCC VISION SESSION

Session Name
Elyria Transportation Center 10-23-2013 8-21 PM

Transportation Center
40 East Ave. Elyria, OH 44035

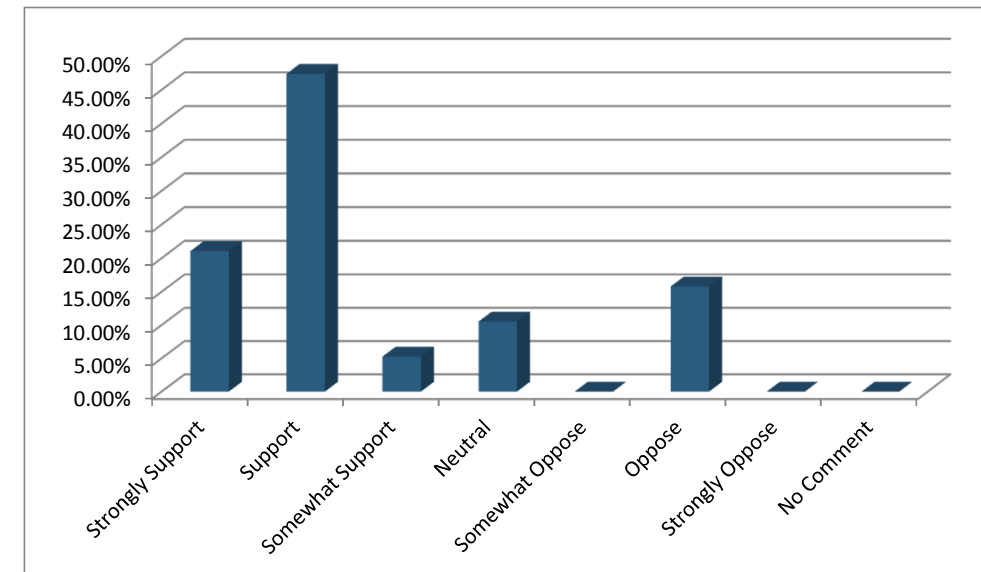
3. Do you support using policy and public dollars to promote reinvestment in established communities versus further outward expansion? (Multiple Choice)

	Responses	
	Percent	Count
Strongly Support	57.89%	11
Support	15.79%	3
Somewhat Support	10.53%	2
Neutral	5.26%	1
Somewhat Oppose	0.00%	0
Oppose	5.26%	1
Strongly Oppose	5.26%	1
No Comment	0.00%	0
Totals	100%	19



4. Do you support an expansion of compact housing options? (Multiple Choice)

	Responses	
	Percent	Count
Strongly Support	21.05%	4
Support	47.37%	9
Somewhat Support	5.26%	1
Neutral	10.53%	2
Somewhat Oppose	0.00%	0
Oppose	15.79%	3
Strongly Oppose	0.00%	0
No Comment	0.00%	0
Totals	100%	19



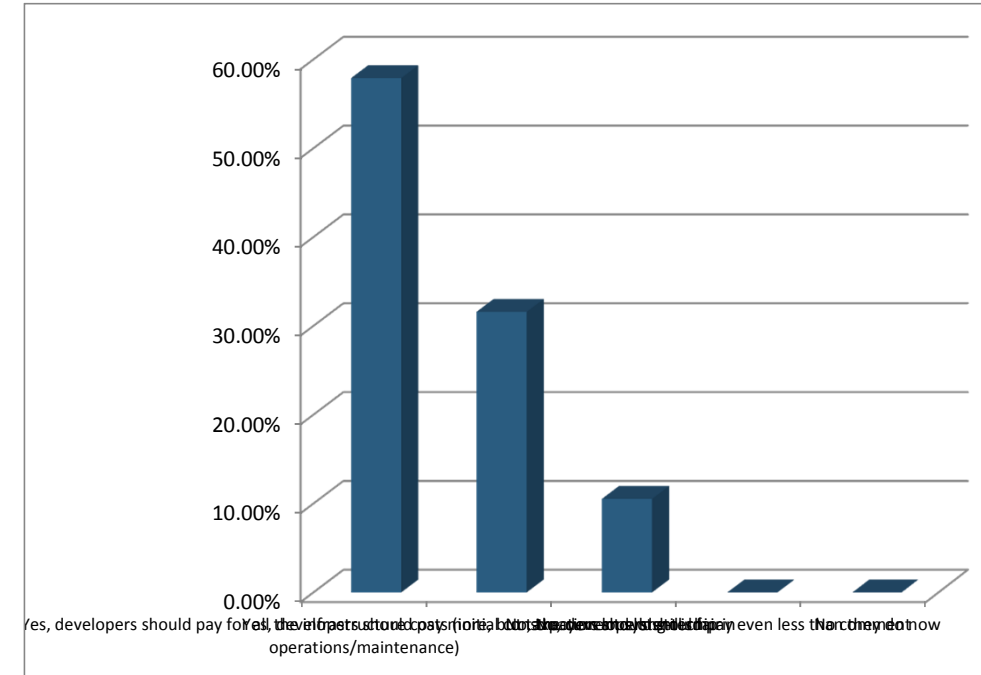
NEOSCC VISION SESSION

Session Name
Elyria Transportation Center 10-23-2013 8-21 PM

Transportation Center
40 East Ave. Elyria, OH 44035

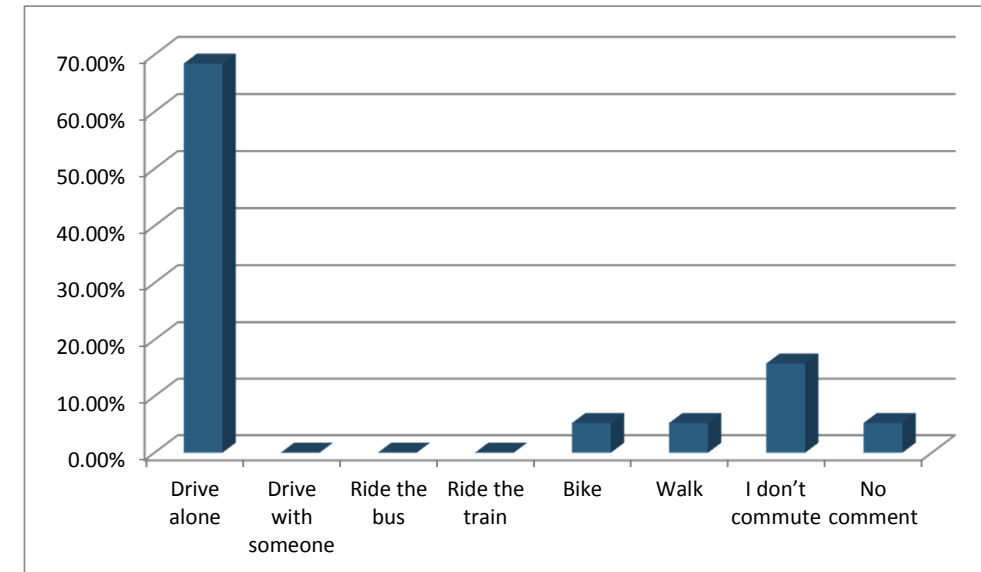
5. Do you think that developers should pay more than they do currently when building on previously undeveloped areas that require major new infrastructure (roads, sewer, etc.)? (Multiple Choice)

	Responses	
	Percent	Count
Yes, developers should pay for all the infrastructure costs (initial construction and long-term operations/maintenance)	57.89%	11
Yes, developers should pay more, but taxpayers should still chip in	31.58%	6
No, the current system is fair	10.53%	2
No, developers should pay even less than they do now	0.00%	0
No comment	0.00%	0
Totals	100%	19



6. How do you commute? (Multiple Choice - Multiple Response)

	Responses	
	Percent	Count
Drive alone	68.42%	13
Drive with someone	0.00%	0
Ride the bus	0.00%	0
Ride the train	0.00%	0
Bike	5.26%	1
Walk	5.26%	1
I don't commute	15.79%	3
No comment	5.26%	1
Totals	100%	19



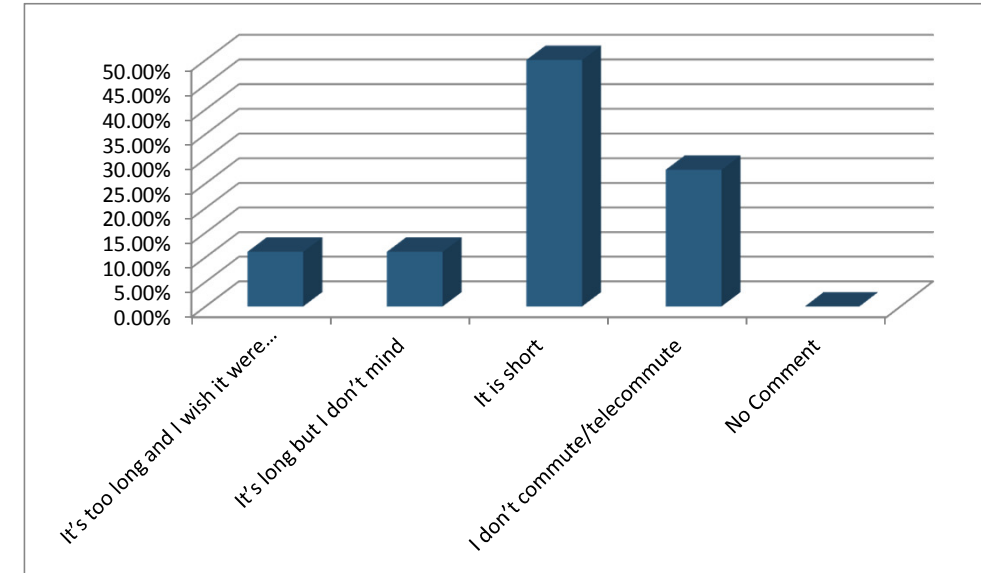
NEOSCC VISION SESSION

Session Name
Elyria Transportation Center 10-23-2013 8-21 PM

Transportation Center
40 East Ave. Elyria, OH 44035

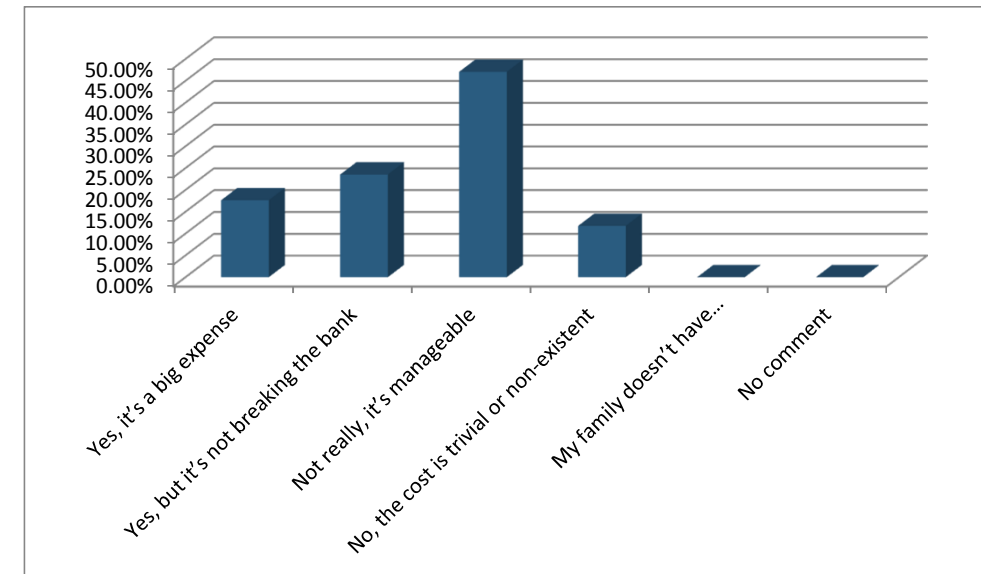
7. How do you view your commute? (Multiple Choice)

	Responses	
	Percent	Count
too long and I wish it were shorter	11.11%	2
It's long but I don't mind	11.11%	2
It is short	50.00%	9
I don't commute/telecommute	27.78%	5
No Comment	0.00%	0
Totals	100%	18



8. Is the cost of transportation an issue for you and your family? (Multiple Choice)

	Responses	
	Percent	Count
Yes, it's a big expense	17.65%	3
Yes, but it's not breaking the bank	23.53%	4
Not really, it's manageable	47.06%	8
No, the cost is trivial or non-existent	11.76%	2
My family doesn't have transportation expenses	0.00%	0
No comment	0.00%	0
Totals	100%	17



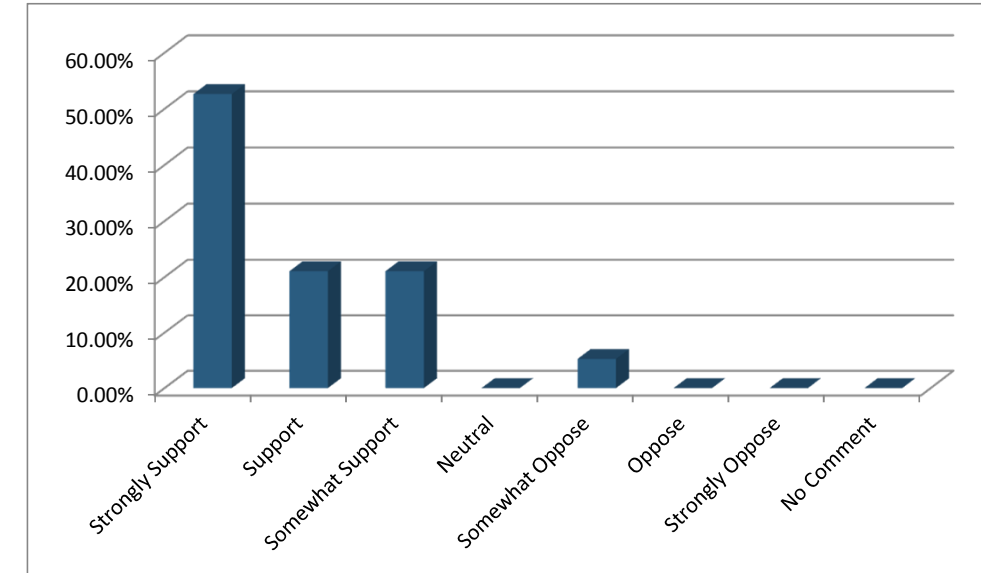
NEOSCC VISION SESSION

Session Name
Elyria Transportation Center 10-23-2013 8-21 PM

Transportation Center
40 East Ave. Elyria, OH 44035

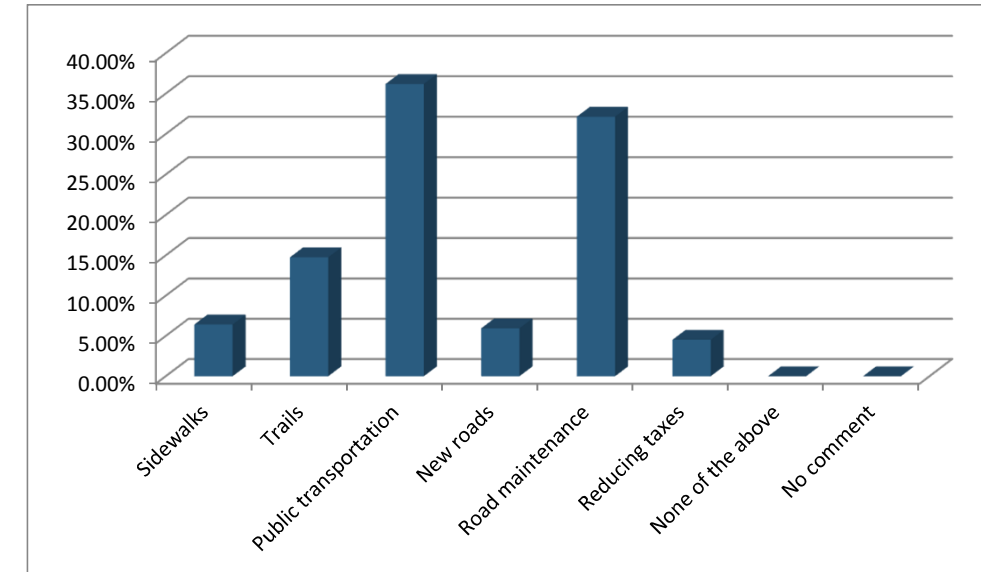
9. Do you support an expansion of the region's public transportation network? (Multiple Choice)

Responses		
	Percent	Count
Strongly Support	52.63%	10
Support	21.05%	4
Somewhat Support	21.05%	4
Neutral	0.00%	0
Somewhat Oppose	5.26%	1
Oppose	0.00%	0
Strongly Oppose	0.00%	0
No Comment	0.00%	0
Totals	100%	19



10. Into which of the following would you prefer to invest your tax dollars? (choose up to 3, in order of priority) (Priority Ranking)

Responses		
	Percent	Weighted Count
Sidewalks	6.43%	27
Trails	14.76%	62
Public transportation	36.19%	152
New roads	5.95%	25
Road maintenance	32.14%	135
Reducing taxes	4.52%	19
None of the above	0.00%	0
No comment	0.00%	0
Totals	100%	420



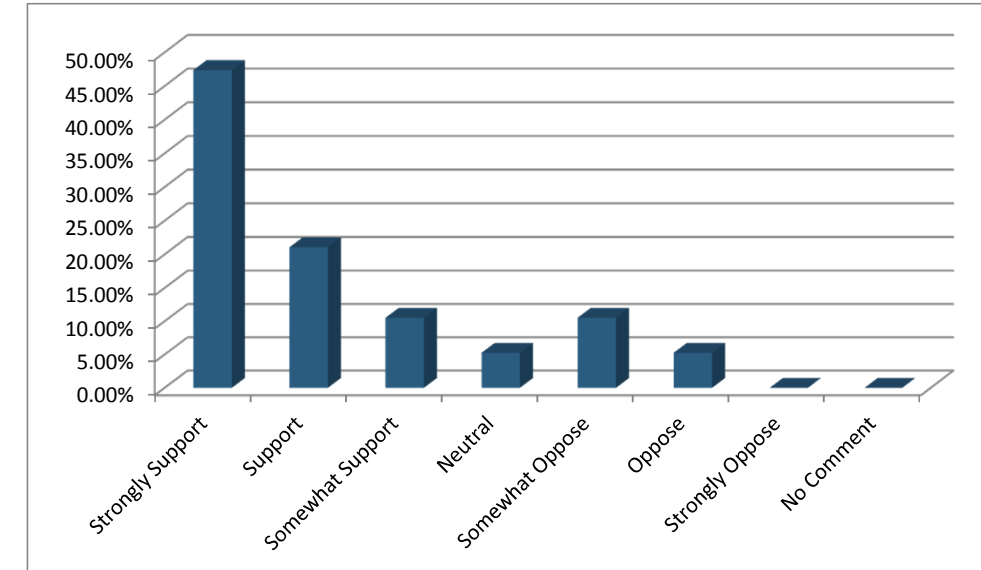
NEOSCC VISION SESSION

Session Name
Elyria Transportation Center 10-23-2013 8-21 PM

Transportation Center
40 East Ave. Elyria, OH 44035

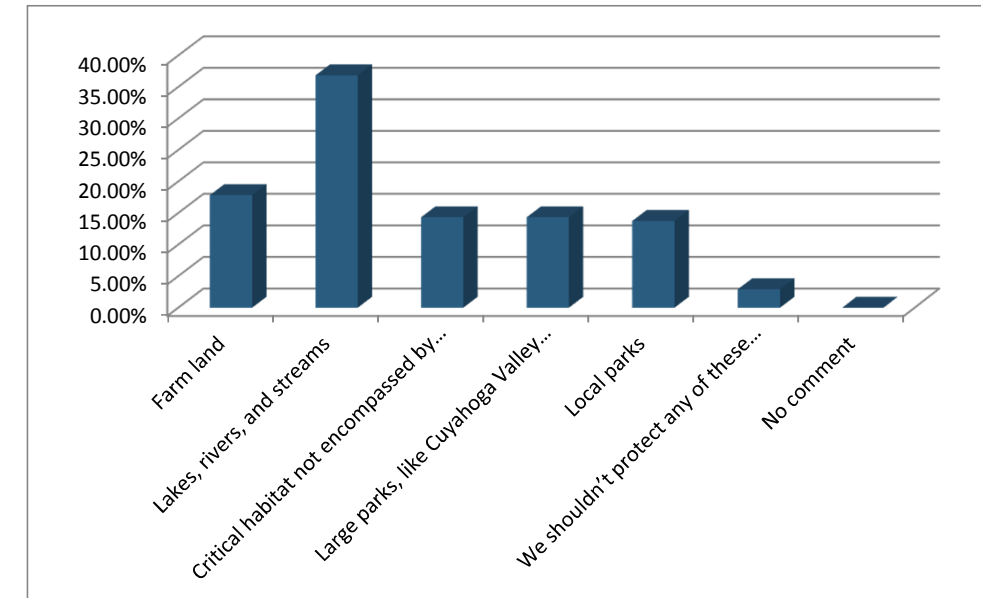
11. Do you support expanding the existing open space network, which includes large protected areas, rivers and stream corridors, scattered conservation areas, and neighborhood parks? (Multiple Choice)

Responses		
	Percent	Count
Strongly Support	47.37%	9
Support	21.05%	4
Somewhat Support	10.53%	2
Neutral	5.26%	1
Somewhat Oppose	10.53%	2
Oppose	5.26%	1
Strongly Oppose	0.00%	0
No Comment	0.00%	0
Totals	100%	19



12. Which of the following types of open space are you most interested in protecting or creating (choose all that apply, in order of priority): (Priority Ranking)

Responses		
	Percent	Weighted Count
Farm land	17.84%	61
Lakes, rivers, and streams	36.84%	126
Critical habitat not encompassed by lakes, rivers, and streams	14.33%	49
Large parks, like Cuyahoga Valley National Park	14.33%	49
Local parks	13.74%	47
We shouldn't protect any of these places	2.92%	10
No comment	0.00%	0
Totals	100%	342



NEOSCC VISION SESSION

Session Name
Elyria Transportation Center 10-23-2013 8-21 PM

Transportation Center
40 East Ave. Elyria, OH 44035

13. Do you support this regional vision? (Multiple Choice)

	Responses	
	Percent	Count
Strongly Support	38.89%	7
Support	27.78%	5
Somewhat Support	16.67%	3
Neutral	5.56%	1
Somewhat Oppose	5.56%	1
Oppose	0.00%	0
Strongly Oppose	0.00%	0
No comment	5.56%	1
Totals	100%	18

