

NEOSCC VISION SESSION

Session Name		Fairview Park Gemini Recreation Center													
Gemini Center 10-14-2013 8-37 PM		21225 Lorain Road, Fairview Park, Ohio 44126													
Session Attendance		Attendance by County													
	Total	Not Identified	Ashtabula	Cuyahoga	Geauga	Lake	Lorain	Mahoning	Medina	Portage	Stark	Summit	Trumbull	Wayne	Outside Region
Gemini Center	64	1		60			2		1						

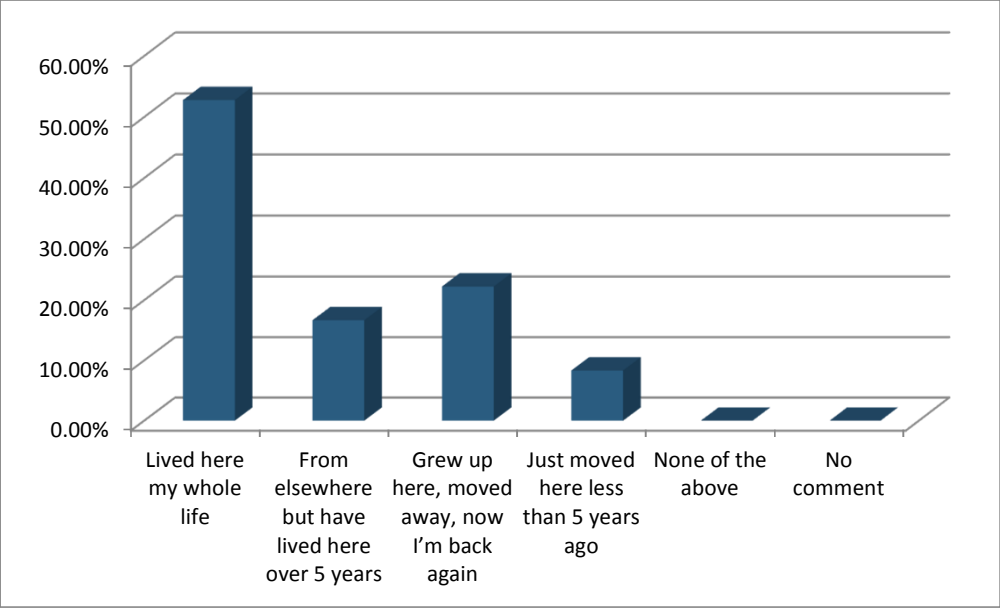
Polling

Date Created	Active Participants	Total Participants
10/14/2013 5:52:35 PM	54	54
	Questions	
	13	

Results by Question

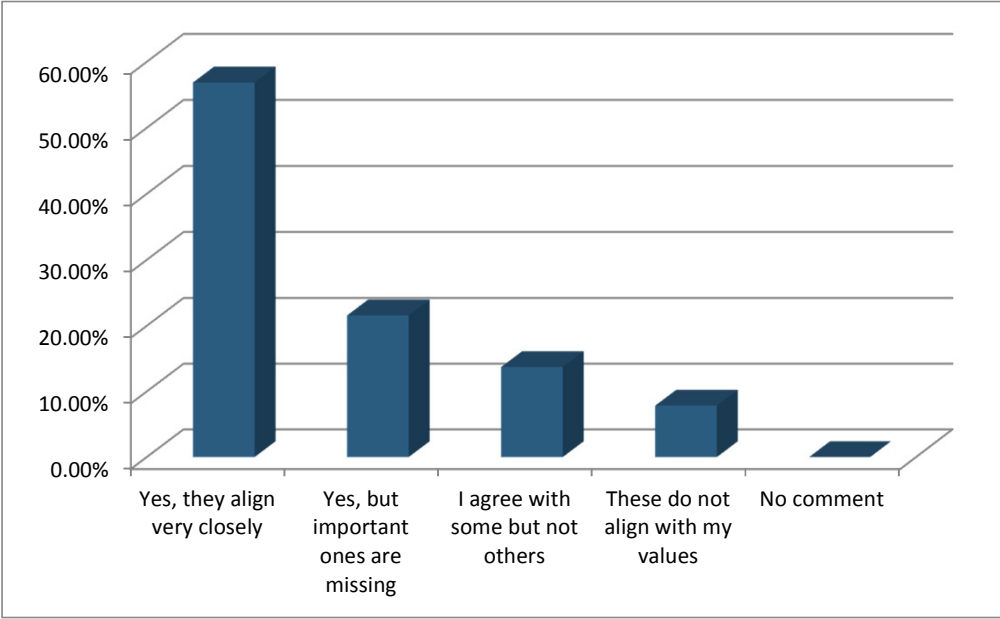
1. What’s your relationship with Northeast Ohio? (Multiple Choice)

	Responses	
	Percent	Count
Lived here my whole life	52.78%	19
From elsewhere but have lived here over 5 years	16.67%	6
Grew up here, moved away, now I’m back again	22.22%	8
Just moved here less than 5 years ago	8.33%	3
None of the above	0.00%	0
No comment	0.00%	0
Totals	100%	36



2. Do these objectives align with your own values? (Multiple Choice)

	Responses	
	Percent	Count
Yes, they align very closely	56.86%	29
Yes, but important ones are missing	21.57%	11
I agree with some but not others	13.73%	7
These do not align with my values	7.84%	4
No comment	0.00%	0
Totals	100%	51



NEOSCC VISION SESSION

Session Name

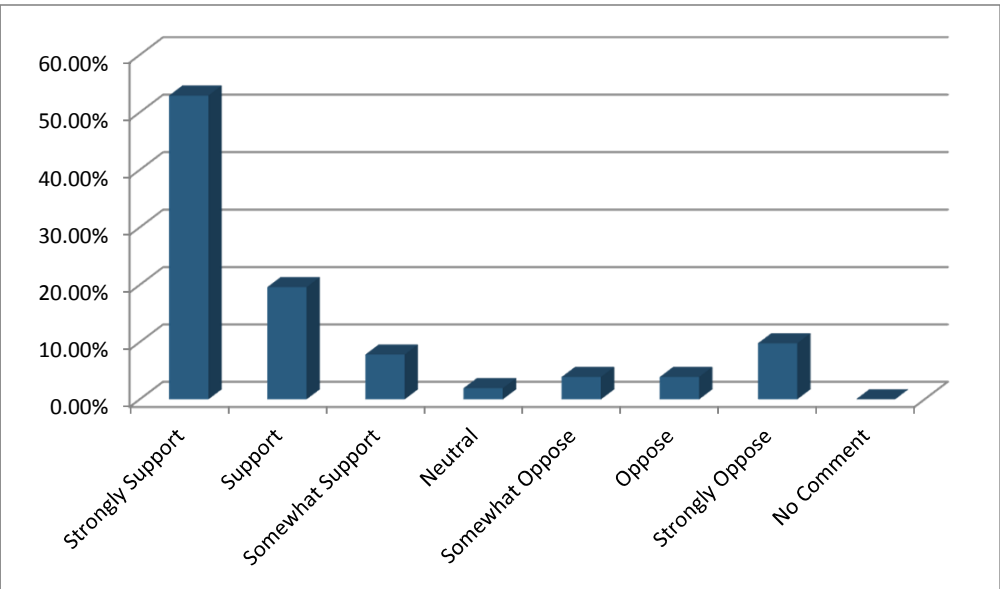
Gemini Center 10-14-2013 8-37 PM

Fairview Park Gemini Recreation Center

21225 Lorain Road, Fairview Park, Ohio 44126

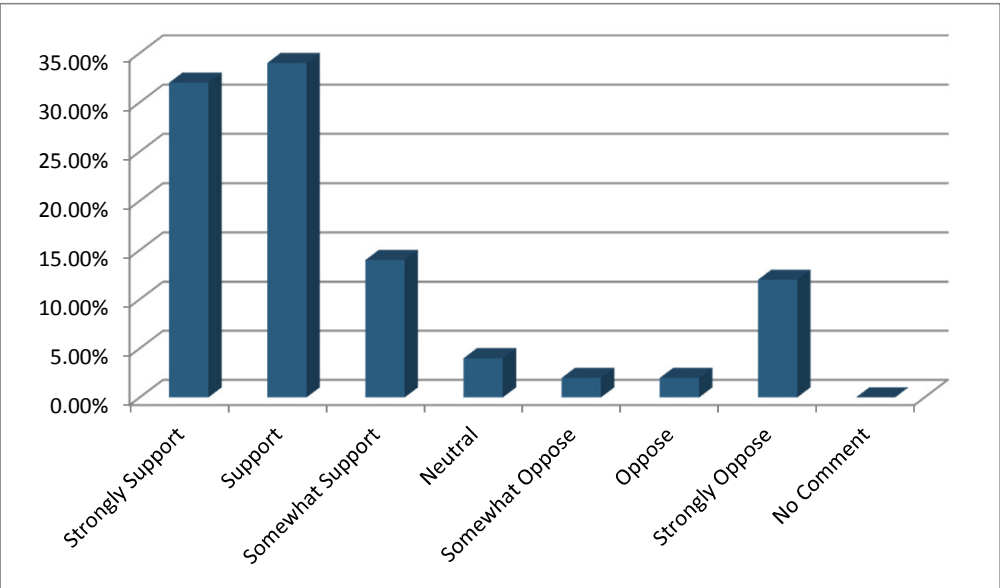
3. Do you support using policy and public dollars to promote reinvestment in established communities versus further outward expansion? (Multiple Choice)

	Responses	
	Percent	Count
Strongly Support	52.94%	27
Support	19.61%	10
Somewhat Support	7.84%	4
Neutral	1.96%	1
Somewhat Oppose	3.92%	2
Oppose	3.92%	2
Strongly Oppose	9.80%	5
No Comment	0.00%	0
Totals	100%	51



4. Do you support an expansion of compact housing options? (Multiple Choice)

	Responses	
	Percent	Count
Strongly Support	32.00%	16
Support	34.00%	17
Somewhat Support	14.00%	7
Neutral	4.00%	2
Somewhat Oppose	2.00%	1
Oppose	2.00%	1
Strongly Oppose	12.00%	6
No Comment	0.00%	0
Totals	100%	50



NEOSCC VISION SESSION

Session Name

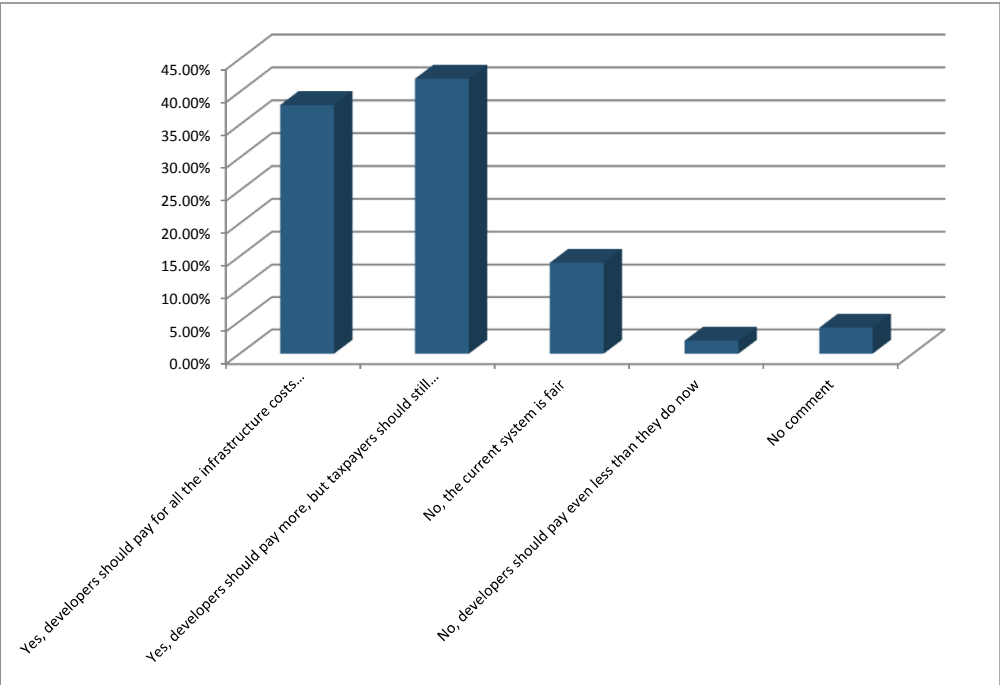
Gemini Center 10-14-2013 8-37 PM

Fairview Park Gemini Recreation Center

21225 Lorain Road, Fairview Park, Ohio 44126

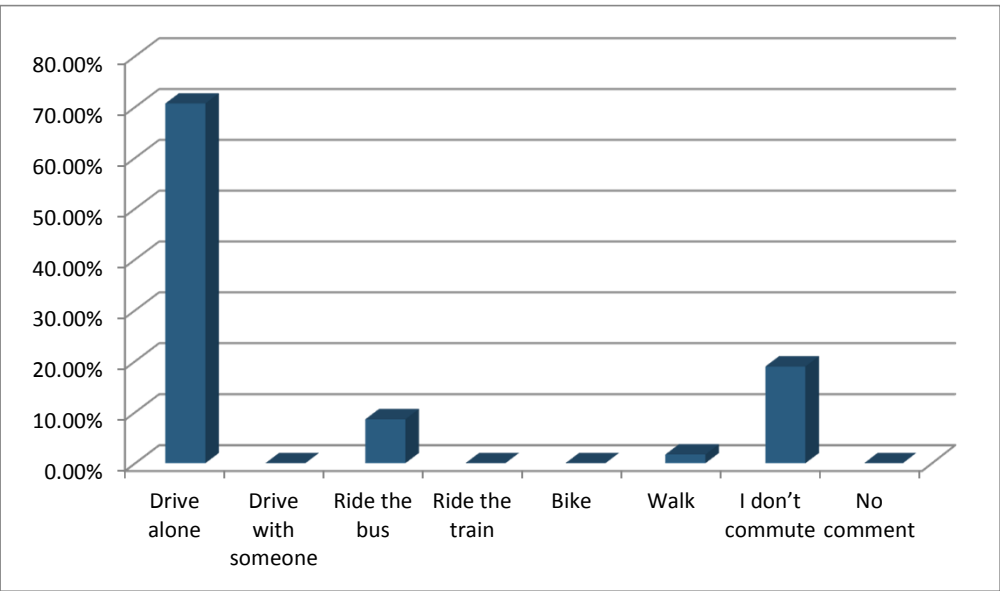
5. Do you think that developers should pay more than they do currently when building on previously undeveloped areas that require major new infrastructure (roads, sewer, etc.)? (Multiple Choice)

	Responses	
	Percent	Count
Yes, developers should pay for all the infrastructure costs (initial construction and long-term operations/maintenance)	38.00%	19
Yes, developers should pay more, but taxpayers should still chip in	42.00%	21
No, the current system is fair	14.00%	7
No, developers should pay even less than they do now	2.00%	1
No comment	4.00%	2
Totals	100%	50



6. How do you commute? (Multiple Choice - Multiple Response)

	Responses	
	Percent	Count
Drive alone	70.69%	41
Drive with someone	0.00%	0
Ride the bus	8.62%	5
Ride the train	0.00%	0
Bike	0.00%	0
Walk	1.72%	1
I don't commute	18.97%	11
No comment	0.00%	0
Totals	100%	58



NEOSCC VISION SESSION

Session Name

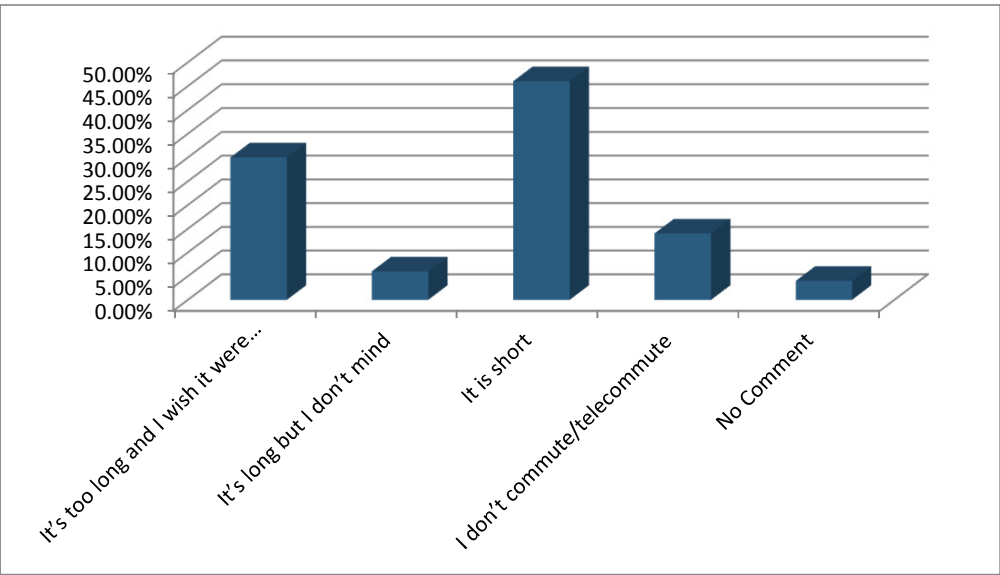
Gemini Center 10-14-2013 8-37 PM

Fairview Park Gemini Recreation Center

21225 Lorain Road, Fairview Park, Ohio 44126

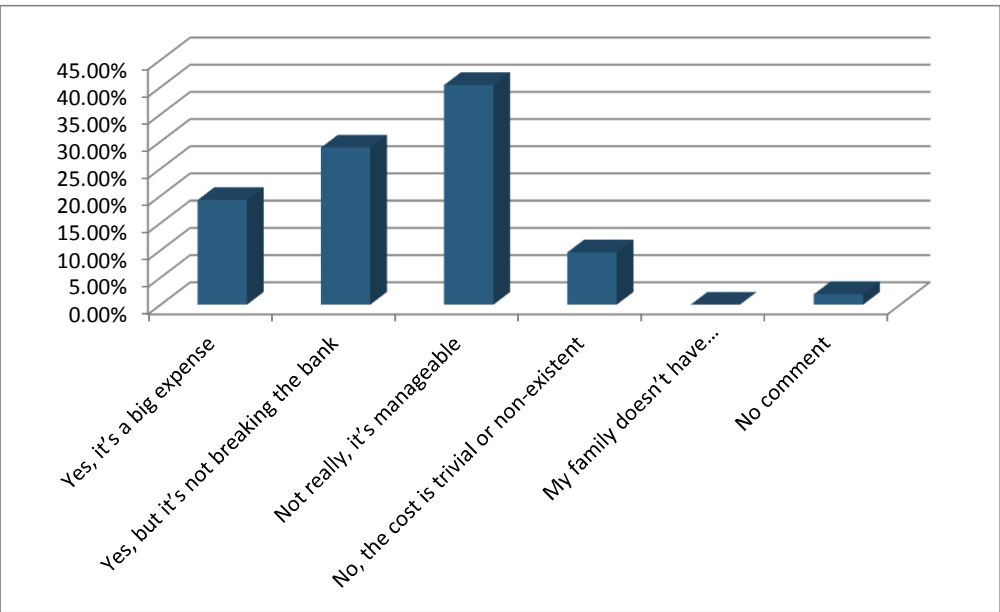
7. How do you view your commute? (Multiple Choice)

	Responses	
	Percent	Count
It's too long and I wish it were shorter	30.00%	15
It's long but I don't mind	6.00%	3
It is short	46.00%	23
I don't commute/telecommute	14.00%	7
No Comment	4.00%	2
Totals	100%	50



8. Is the cost of transportation an issue for you and your family? (Multiple Choice)

	Responses	
	Percent	Count
Yes, it's a big expense	19.23%	10
Yes, but it's not breaking the bank	28.85%	15
Not really, it's manageable	40.38%	21
No, the cost is trivial or non-existent	9.62%	5
My family doesn't have transportation expenses	0.00%	0
No comment	1.92%	1
Totals	100%	52



NEOSCC VISION SESSION

Session Name

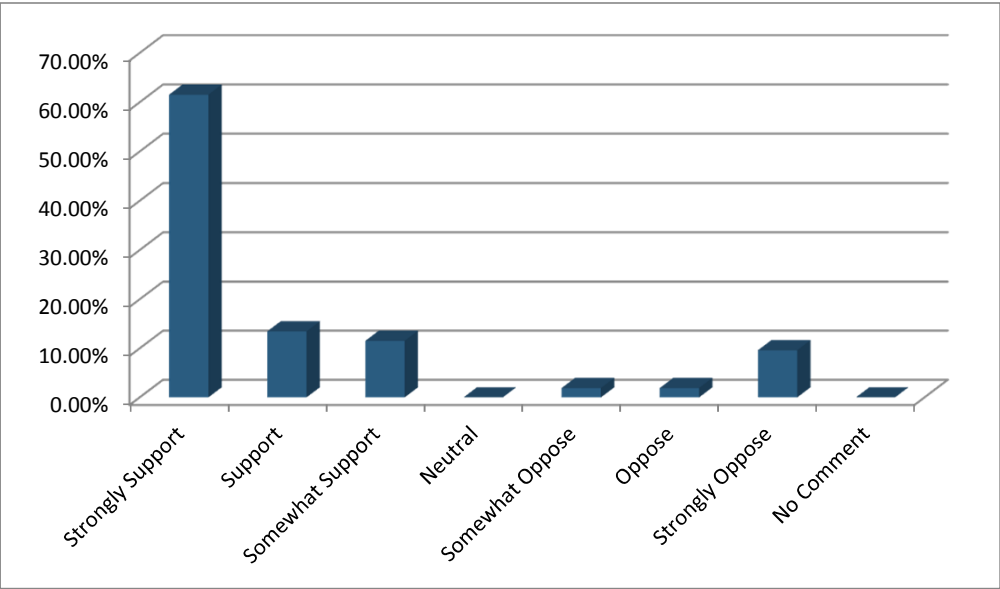
Gemini Center 10-14-2013 8-37 PM

Fairview Park Gemini Recreation Center

21225 Lorain Road, Fairview Park, Ohio 44126

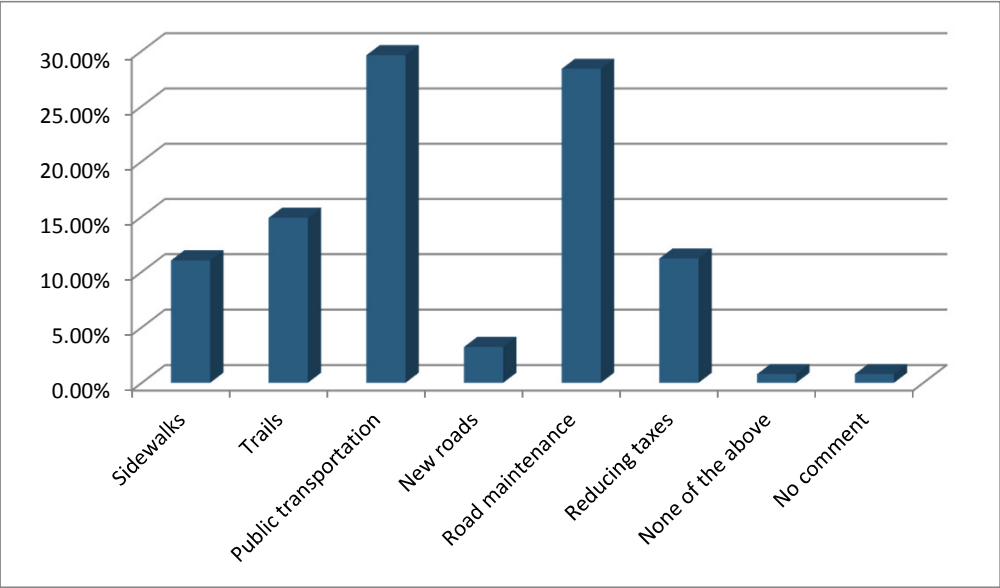
9. Do you support an expansion of the region’s public transportation network? (Multiple Choice)

	Responses	
	Percent	Count
Strongly Support	61.54%	32
Support	13.46%	7
Somewhat Support	11.54%	6
Neutral	0.00%	0
Somewhat Oppose	1.92%	1
Oppose	1.92%	1
Strongly Oppose	9.62%	5
No Comment	0.00%	0
Totals	100%	52



10. Into which of the following would you prefer to invest your tax dollars? (choose up to 3, in order of priority) (Priority Ranking)

	Responses	
	Percent	Weighted Count
Sidewalks	11.04%	126
Trails	14.90%	170
Public transportation	29.62%	338
New roads	3.24%	37
Road maintenance	28.40%	324
Reducing taxes	11.22%	128
None of the above	0.79%	9
No comment	0.79%	9
Totals	100%	1141



NEOSCC VISION SESSION

Session Name

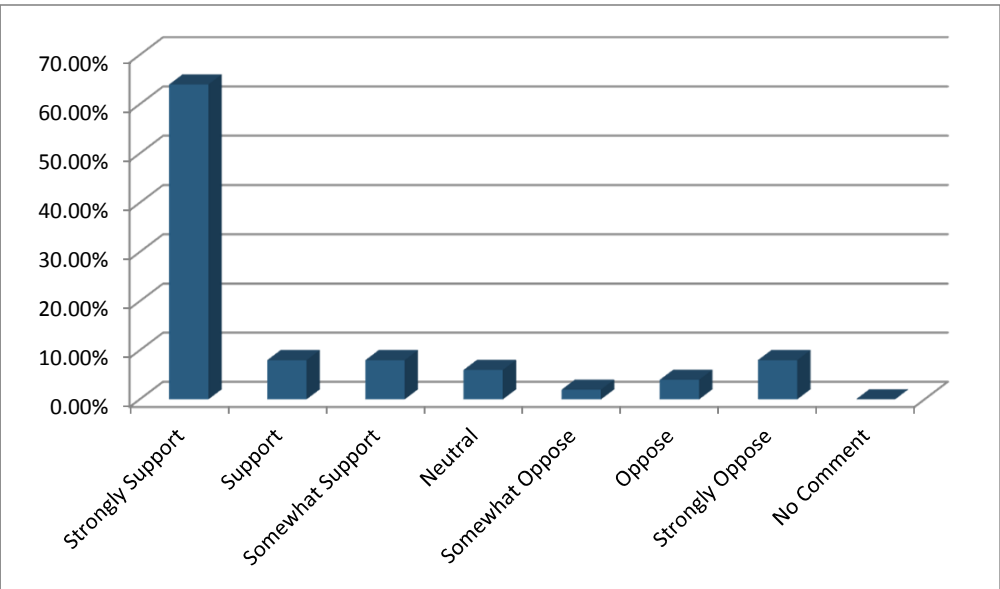
Gemini Center 10-14-2013 8-37 PM

Fairview Park Gemini Recreation Center

21225 Lorain Road, Fairview Park, Ohio 44126

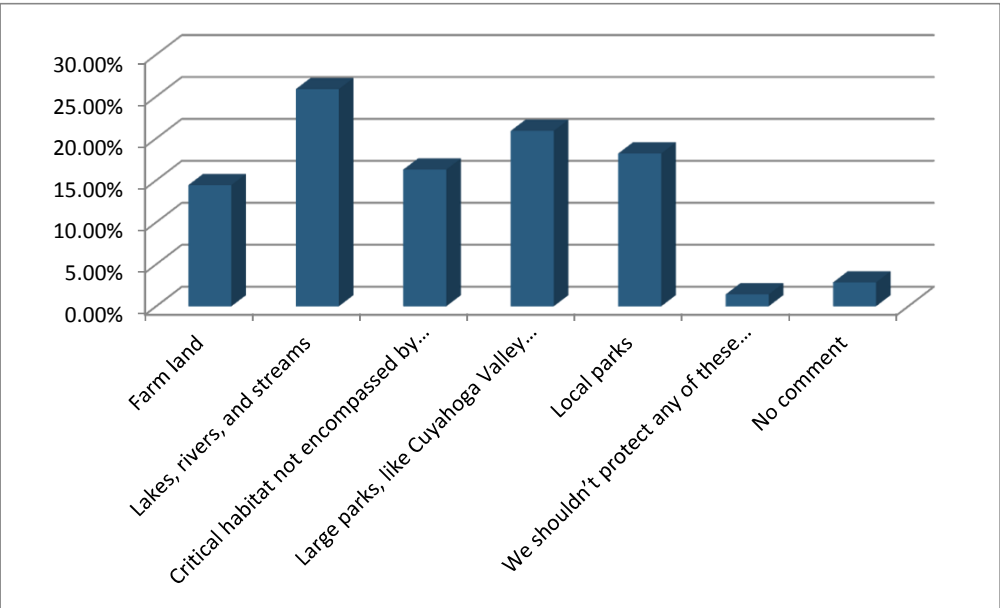
11. Do you support expanding the existing open space network, which includes large protected areas, rivers and stream corridors, scattered conservation areas, and neighborhood parks? (Multiple Choice)

Responses		
	Percent	Count
Strongly Support	64.00%	32
Support	8.00%	4
Somewhat Support	8.00%	4
Neutral	6.00%	3
Somewhat Oppose	2.00%	1
Oppose	4.00%	2
Strongly Oppose	8.00%	4
No Comment	0.00%	0
Totals	100%	50



12. Which of the following types of open space are you most interested in protecting or creating (choose all that apply, in order of priority): (Priority Ranking)

Responses		
	Percent	Weighted Count
Farm land	14.44%	203
Lakes, rivers, and streams	25.89%	364
Critical habitat not encompassed by lakes, rivers, and streams	16.29%	229
Large parks, like Cuyahoga Valley National Park	20.91%	294
Local parks	18.21%	256
We shouldn't protect any of these places	1.42%	20
No comment	2.84%	40
Totals	100%	1406



NEOSCC VISION SESSION

Session Name

Gemini Center 10-14-2013 8-37 PM

Fairview Park Gemini Recreation Center

21225 Lorain Road, Fairview Park, Ohio 44126

13. Do you support this regional vision? (Multiple Choice)

Responses		
	Percent	Count
Strongly Support	42.00%	21
Support	30.00%	15
Somewhat Support	14.00%	7
Neutral	0.00%	0
Somewhat Oppose	2.00%	1
Oppose	6.00%	3
Strongly Oppose	6.00%	3
No comment	0.00%	0
Totals	100%	50

