

NEOSCC VISION SESSION

Session Name
Wean 10-10-2013 12-53 PM

Raymond John Wean Foundation (Western Reserve)
147 West Market Street, Warren, OH 44481

Session Attendance

		Attendance by County													
	Total	Not Identified	Ashtabula	Cuyahoga	Geauga	Lake	Lorain	Mahoning	Medina	Portage	Stark	Summit	Trumbull	Wayne	Outside Region
Wean Foundation	36				1			18	1					16	

Polling

Date Created
10/10/2013 10:28:48 AM

Active Participants
32

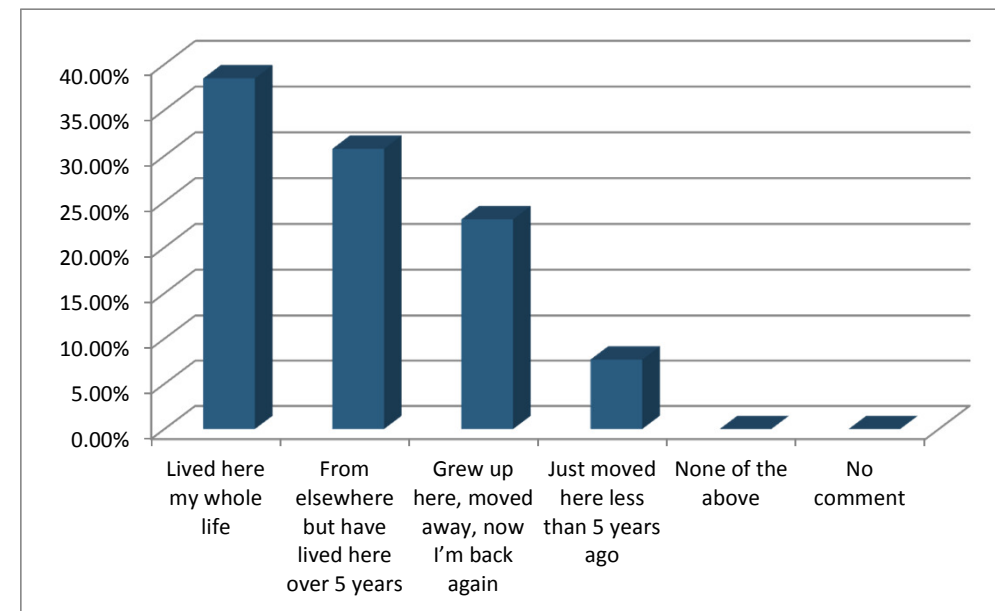
Total Participants
32

Questions
13

Results by Question

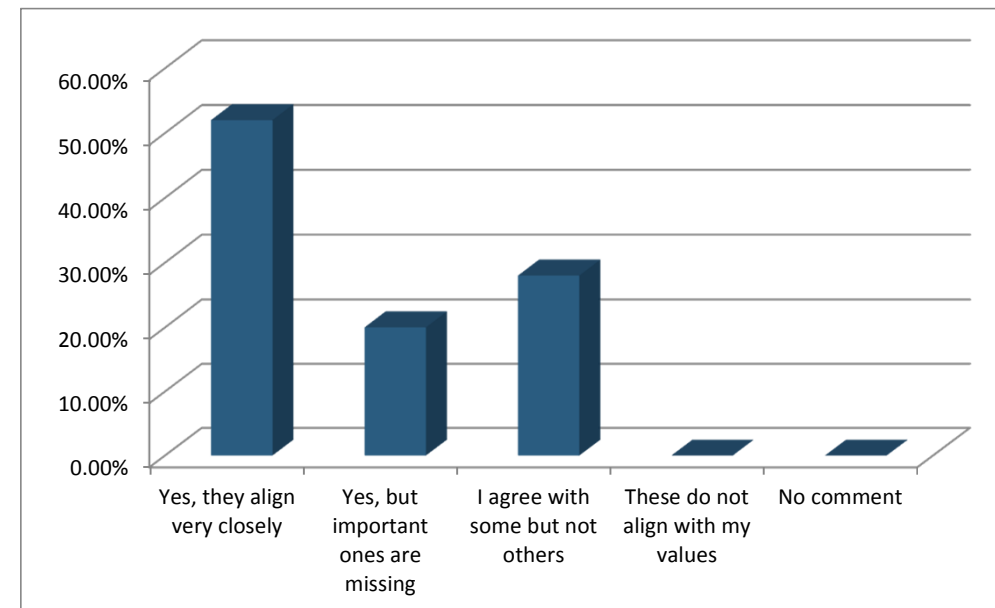
1. What's your relationship with Northeast Ohio? (Multiple Choice)

	Responses	
	Percent	Count
Lived here my whole life	38.46%	10
From elsewhere but have lived here over 5 years	30.77%	8
Grew up here, moved away, now I'm back again	23.08%	6
Just moved here less than 5 years ago	7.69%	2
None of the above	0.00%	0
No comment	0.00%	0
Totals	100%	26



2. Do these objectives align with your own values? (Multiple Choice)

	Responses	
	Percent	Count
Yes, they align very closely	52.00%	13
Yes, but important ones are missing	20.00%	5
I agree with some but not others	28.00%	7
These do not align with my values	0.00%	0
No comment	0.00%	0
Totals	100%	25



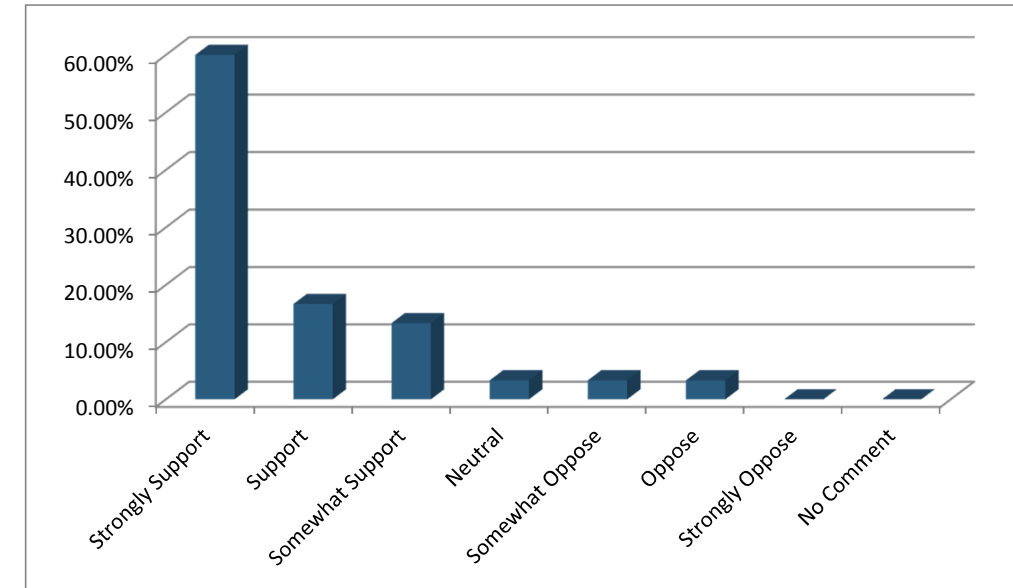
NEOSCC VISION SESSION

Session Name
Wean 10-10-2013 12-53 PM

Raymond John Wean Foundation (Western Reserve)
147 West Market Street, Warren, OH 44481

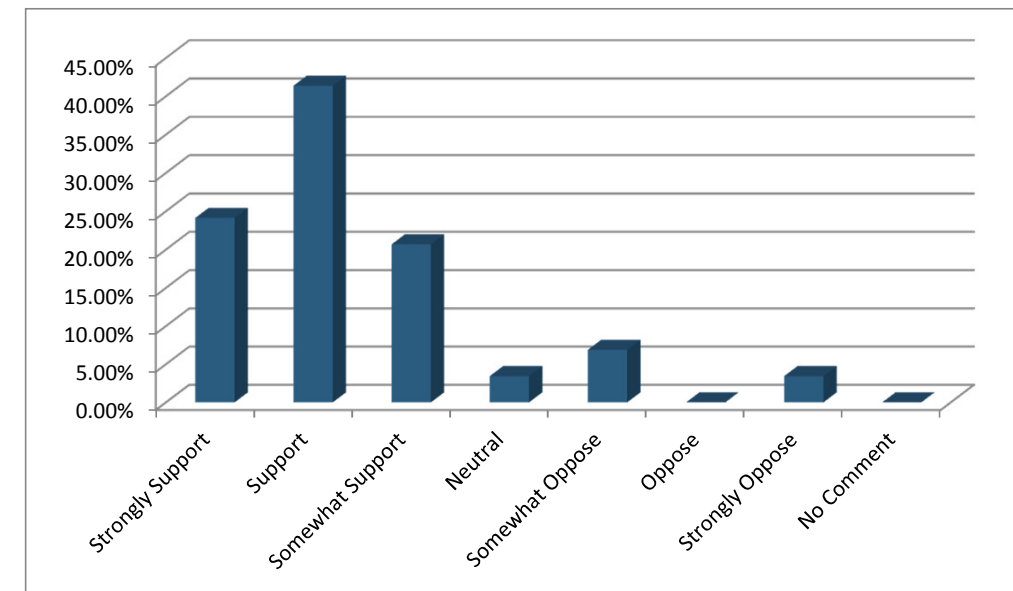
3. Do you support using policy and public dollars to promote reinvestment in established communities versus further outward expansion? (Multiple Choice)

Responses		
	Percent	Count
Strongly Support	60.00%	18
Support	16.67%	5
Somewhat Support	13.33%	4
Neutral	3.33%	1
Somewhat Oppose	3.33%	1
Oppose	3.33%	1
Strongly Oppose	0.00%	0
No Comment	0.00%	0
Totals	100%	30



4. Do you support an expansion of compact housing options? (Multiple Choice)

Responses		
	Percent	Count
Strongly Support	24.14%	7
Support	41.38%	12
Somewhat Support	20.69%	6
Neutral	3.45%	1
Somewhat Oppose	6.90%	2
Oppose	0.00%	0
Strongly Oppose	3.45%	1
No Comment	0.00%	0
Totals	100%	29



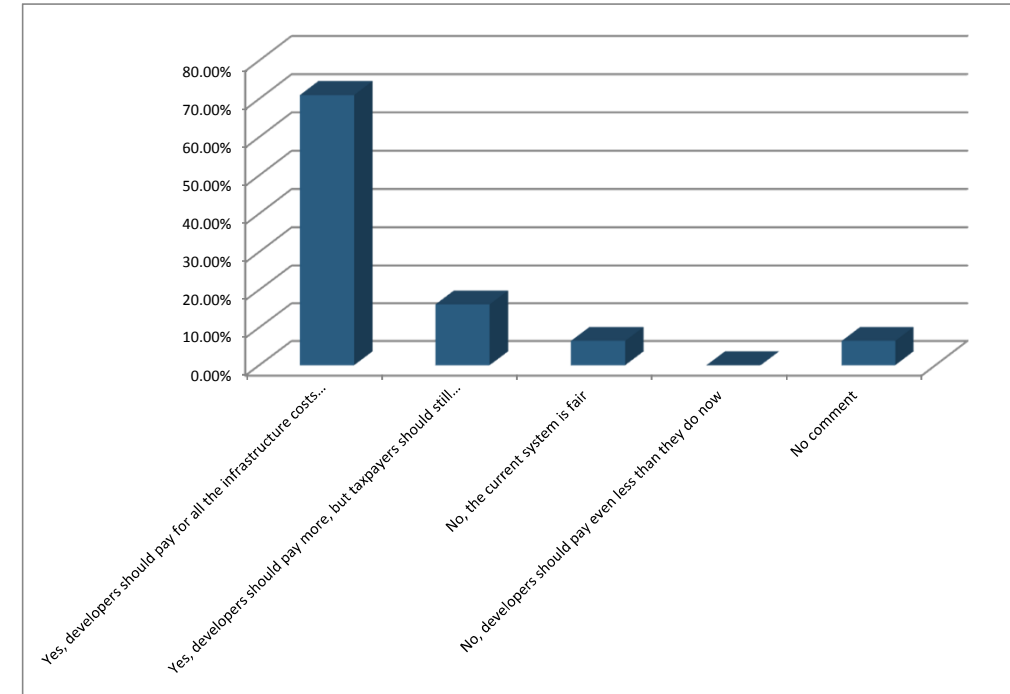
NEOSCC VISION SESSION

Session Name
Wean 10-10-2013 12-53 PM

Raymond John Wean Foundation (Western Reserve)
147 West Market Street, Warren, OH 44481

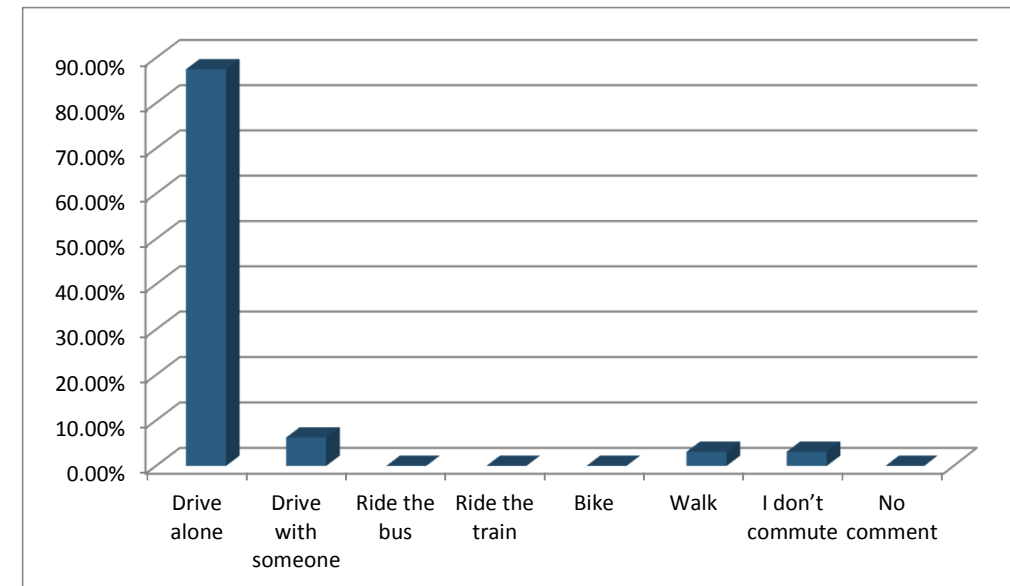
5. Do you think that developers should pay more than they do currently when building on previously undeveloped areas that require major new infrastructure (roads, sewer, etc.)? (Multiple Choice)

Responses		
	Percent	Count
Yes, developers should pay for all the infrastructure costs (initial construction and long-term operations/maintenance)	70.97%	22
Yes, developers should pay more, but taxpayers should still chip in	16.13%	5
No, the current system is fair	6.45%	2
No, developers should pay even less than they do now	0.00%	0
No comment	6.45%	2
Totals	100%	31



6. How do you commute? (Multiple Choice - Multiple Response)

Responses		
	Percent	Count
Drive alone	87.50%	28
Drive with someone	6.25%	2
Ride the bus	0.00%	0
Ride the train	0.00%	0
Bike	0.00%	0
Walk	3.13%	1
I don't commute	3.13%	1
No comment	0.00%	0
Totals	100%	32



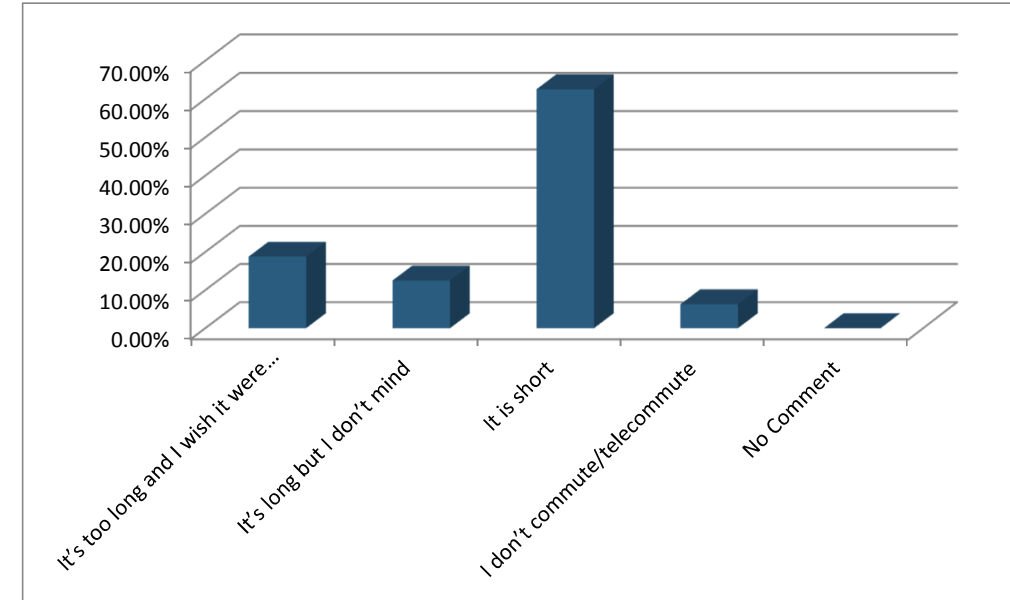
NEOSCC VISION SESSION

Session Name
Wean 10-10-2013 12-53 PM

Raymond John Wean Foundation (Western Reserve)
147 West Market Street, Warren, OH 44481

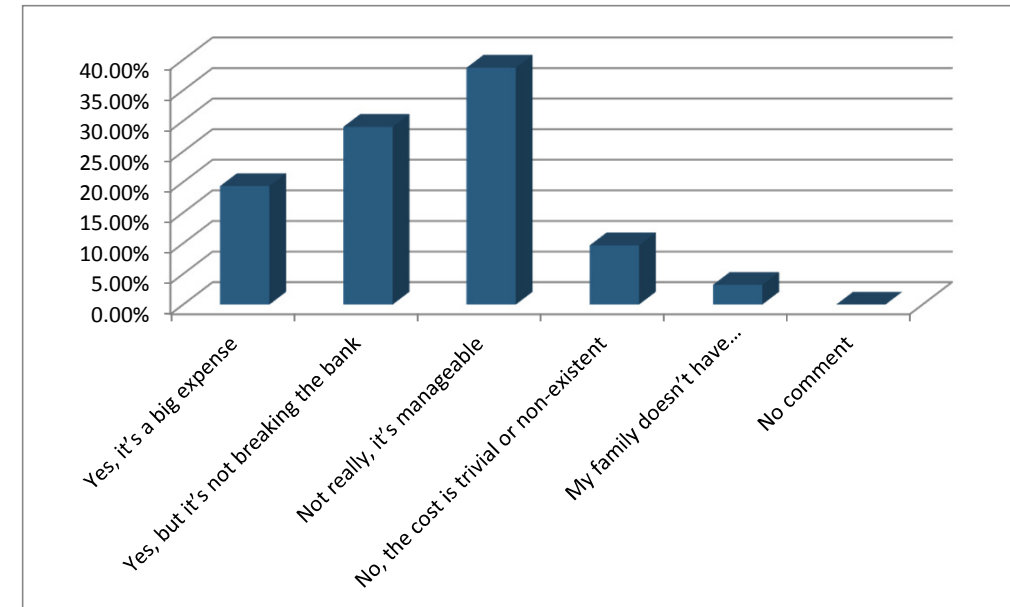
7. How do you view your commute? (Multiple Choice)

	Responses	
	Percent	Count
It's too long and I wish it were shorter	18.75%	6
It's long but I don't mind	12.50%	4
It is short	62.50%	20
I don't commute/telecommute	6.25%	2
No Comment	0.00%	0
Totals	100%	32



8. Is the cost of transportation an issue for you and your family? (Multiple Choice)

	Responses	
	Percent	Count
Yes, it's a big expense	19.35%	6
Yes, but it's not breaking the bank	29.03%	9
Not really, it's manageable	38.71%	12
No, the cost is trivial or non-existent	9.68%	3
My family doesn't have transportation expenses	3.23%	1
No comment	0.00%	0
Totals	100%	31



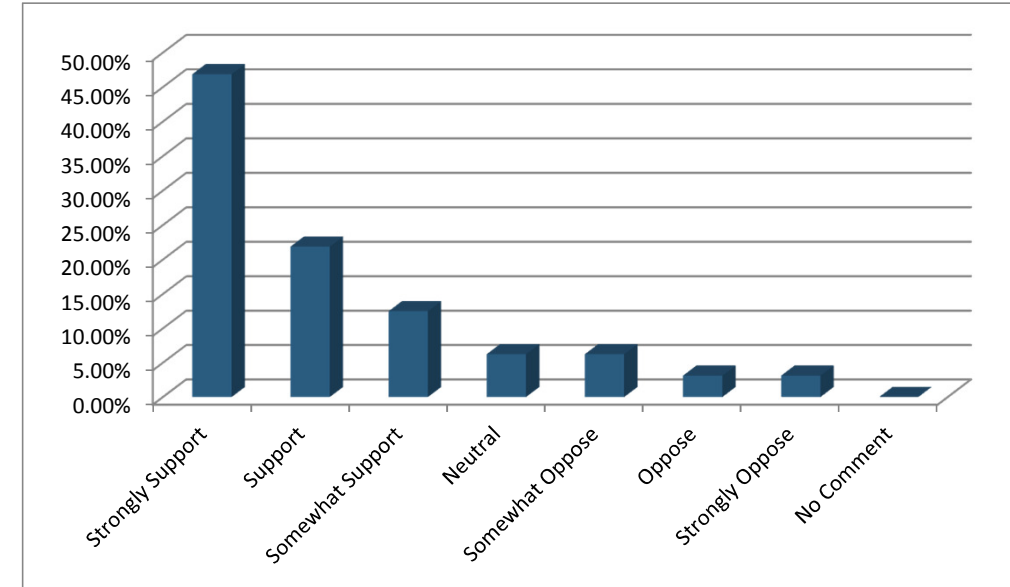
NEOSCC VISION SESSION

Session Name
Wean 10-10-2013 12-53 PM

Raymond John Wean Foundation (Western Reserve)
147 West Market Street, Warren, OH 44481

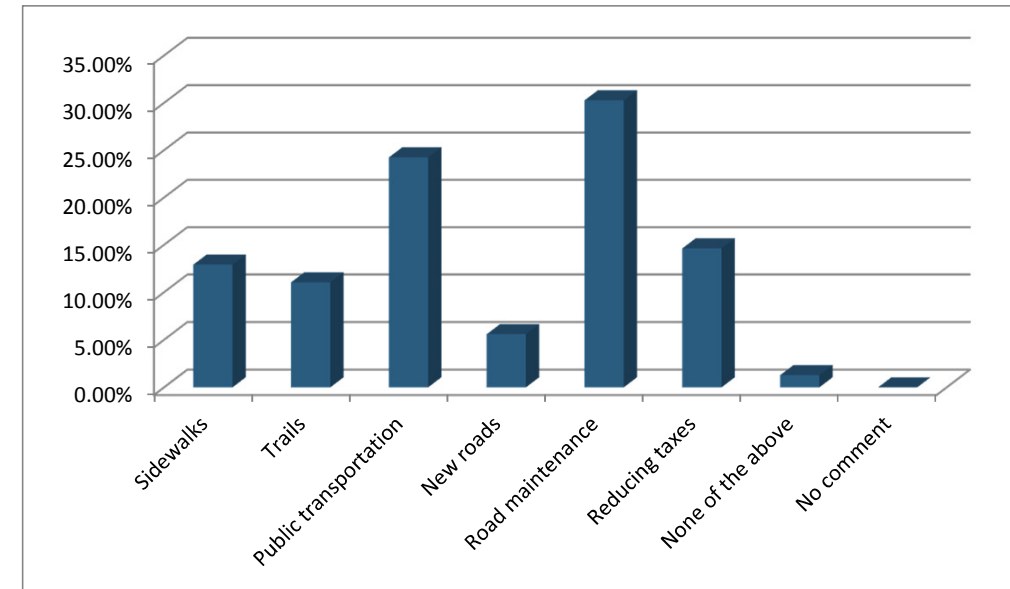
9. Do you support an expansion of the region's public transportation network? (Multiple Choice)

Responses		
	Percent	Count
Strongly Support	46.88%	15
Support	21.88%	7
Somewhat Support	12.50%	4
Neutral	6.25%	2
Somewhat Oppose	6.25%	2
Oppose	3.13%	1
Strongly Oppose	3.13%	1
No Comment	0.00%	0
Totals	100%	32



10. Into which of the following would you prefer to invest your tax dollars? (choose up to 3, in order of priority) (Priority Ranking)

Responses		
	Percent	Weighted Count
Sidewalks	12.91%	90
Trails	11.05%	77
Public transportation	24.25%	169
New roads	5.60%	39
Road maintenance	30.27%	211
Reducing taxes	14.63%	102
None of the above	1.29%	9
No comment	0.00%	0
Totals	100%	697



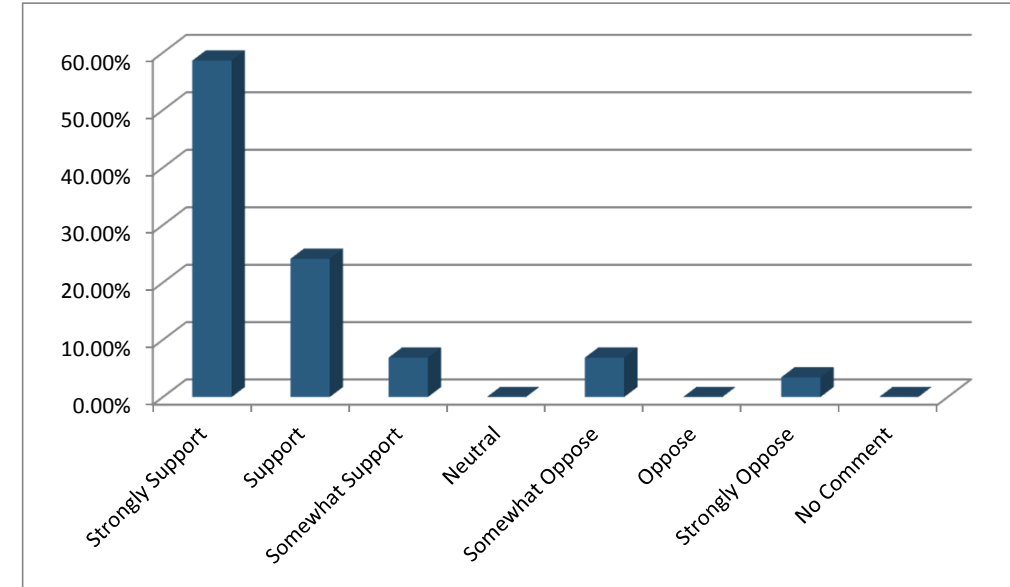
NEOSCC VISION SESSION

Session Name
Wean 10-10-2013 12-53 PM

Raymond John Wean Foundation (Western Reserve)
147 West Market Street, Warren, OH 44481

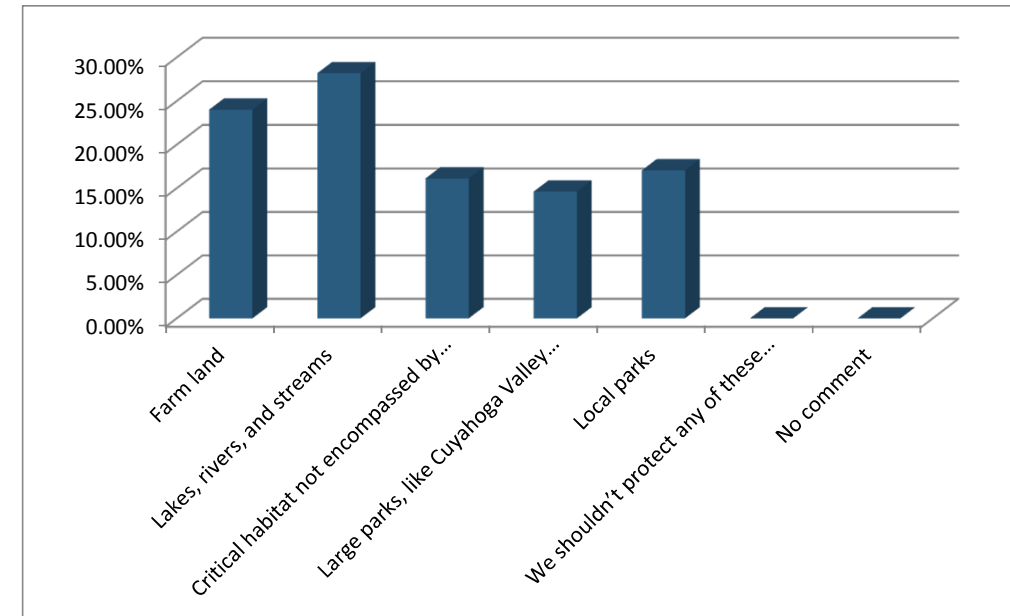
11. Do you support expanding the existing open space network, which includes large protected areas, rivers and stream corridors, scattered conservation areas, and neighborhood parks? (Multiple Choice)

Responses		
	Percent	Count
Strongly Support	58.62%	17
Support	24.14%	7
Somewhat Support	6.90%	2
Neutral	0.00%	0
Somewhat Oppose	6.90%	2
Oppose	0.00%	0
Strongly Oppose	3.45%	1
No Comment	0.00%	0
Totals	100%	29



12. Which of the following types of open space are you most interested in protecting or creating (choose all that apply, in order of priority): (Priority Ranking)

Responses		
	Percent	Weighted Count
Farm land	24.01%	207
Lakes, rivers, and streams	28.19%	243
Critical habitat not encompassed by lakes, rivers, and streams	16.13%	139
Large parks, like Cuyahoga Valley National Park	14.62%	126
Local parks	17.05%	147
We shouldn't protect any of these places	0.00%	0
No comment	0.00%	0
Totals	100%	862



NEOSCC VISION SESSION

Session Name
Wean 10-10-2013 12-53 PM

Raymond John Wean Foundation (Western Reserve)
147 West Market Street, Warren, OH 44481

13. Do you support this regional vision? (Multiple Choice)

Responses		
	Percent	Count
Strongly Support	44.83%	13
Support	24.14%	7
Somewhat Support	20.69%	6
Neutral	3.45%	1
Somewhat Oppose	6.90%	2
Oppose	0.00%	0
Strongly Oppose	0.00%	0
No comment	0.00%	0
Totals	100%	29

